

WAYNE STATE COLLEGE
Graduate Employment Report
(Bachelor's Degrees Received from December 2023 through August 2024)
By Major Code

Program Name	No. of Grads	No. Surveyed	Related Employ	Non-Related Employ	Grad/ Prof. School	Not employed	If Employed: % Related Employ**	% Employed or Grad School***	Employed/Grad Sch.		Average Wage	Low Wage	High Wage	Number of Wages Reported
									In Nebr	Out of State				
Art K-12 Education	5	5	4			1	100%	80%	3	1	35,000	24,000	42,000	3
Art/Graphic Design	11	10	6	1		3	86%	70%	6	1	36,933	33,280	40,000	6
Art/Studio Art	4	3	2	1			67%	100%	3		*	*	*	1
Communication Studies/Comm Studies	3	3	1	1	1		50%	100%	2	1				
Communication Studies/Org Ldrshp & Publ Rel	6	6	3	2		1	60%	83%	5		37,627	35,880	40,000	3
Communication Studies/Theatre Arts	5	4	1	2		1	33%	75%	2	1	*	*	*	1
Mass Comm/Digital Film Production & Theory	5	5	1	3		1	25%	80%	3	1	*	*	*	1
Mass Comm/Electronic Media	6	5	4			1	100%	80%	3	1				
Mass Comm/Journalism	1	1	1				100%	100%		1				
Mass Comm/Sports Media	1	1	1				100%	100%		1				
Social Sciences/Geography	3	2			1	1		50%	1					
Social Sciences/History	2	2	1	1			50%	100%	2		*	*	*	1
Social Sciences/Political Science	1	1	1				100%	100%	1					
Social Sciences/Social Sciences	1	1	1				100%	100%	1					
Social Sciences Education	14	13	11		2		100%	100%	11	2	46,089	40,625	55,000	7
English Language Arts Education	8	8	8				100%	100%	7	1	40,279	36,000	43,000	7
English Literature	1	1	1				100%	100%		1				
English Writing	4	4	1	1	2		50%	100%	2	1				
Secondary English Education	4	4	4				100%	100%	4		*	*	*	1
Spanish	1	1			1			100%	1					
Music/Performance	6	5	1	2	2		33%	100%	3	2	*	*	*	2
Music/Vocal & Instrumental K-12 Education	4	4	2	1	1		67%	100%	3	1	*	*	*	2
Music/Vocal PK-12 Education	2	2	2				100%	100%		2				
Business Administration/Accounting	9	9	7		2		100%	100%	7	1	46,827	33,800	62,500	5
Business Administration/Agri-Business	8	8	7		1		100%	100%	7	1	46,940	37,000	55,000	4
Business Administration/Economics	2	2	2				100%	100%	2		*	*	*	2
Business Administration/Finance	16	16	15		1		100%	100%	13	3	61,400	45,000	100,000	5
Business Administration/Human Resources Mgmt.	21	21	20	1			95%	100%	18	3	52,455	38,000	70,000	8
Business Administration/Management	54	51	38	2	6	5	95%	90%	40	5	53,069	30,000	96,000	17
Business Administration/Marketing	20	20	17		1	2	100%	90%	13	5	51,220	33,280	75,000	12
Business Administration/Office Administration	2	2	2				100%	100%	2		*	*	*	1
Business Administration/Professional Studies	3	3	3				100%	100%	2	1	*	*	*	2
Business Administration/Public Accounting	9	9	9				100%	100%	7	2	55,440	40,000	70,000	5
Business, Marketing & Info Tech Ed.	1	1	1				100%	100%	1					
Computer Info. Systems/Int. Technology Support	2	2	2				100%	100%	2		*	*	*	2
Computer Info. Systems/Networking	14	9	9				100%	100%	8	1	*	*	*	2
Computer Info. Systems/Programmer-Analyst	9	9	9				100%	100%	7	2	57,952	41,600	76,000	5
Computer Science	12	11	8	1		2	89%	82%	8	1	57,333	50,000	65,000	3
Early Childhood	9	9	6		2	1	100%	89%	5	3	*	*	*	2
Family & Consumer Sciences	1	1	1				100%	100%		1	*	*	*	1
Fam/Cons Sci - Fashion Merchandising	2	2		2			0%	100%	1					
Fam/Cons Sci - Foods & Nutrition	1	1	1				100%	100%	1					
Fam/Cons Sci - Interior Design	4	3	2			1	100%	67%	1	1				
Fam/Cons Sciences Education	6	6	6				100%	100%	4	2	42,508	38,300	46,100	6
Engineering Technology	2	2	2				100%	100%	1	1	*	*	*	2
Ind Tech/Construction Management	13	12	11		1		100%	100%	10	2	62,220	45,760	80,340	5
Ind Tech/Drafting, Planning & Design	5	4	3	1			75%	100%	2	2	*	*	*	1

WAYNE STATE COLLEGE
Graduate Employment Report
(Bachelor's Degrees Received from December 2023 through August 2024)
By Major Code

Program Name	No. of Grads	No. Surveyed	Related Employ	Non-Related Employ	Grad/ Prof. School	Not employed	If Employed: % Related Employ**	% Employed or Grad School***	Employed/Grad Sch.		Average Wage	Low Wage	High Wage	Number of Wages Reported
									In Nebr	Out of State				
Ind Tech/Safety Management	5	5	4	1			80%	100%	5		61,000	52,000	71,000	3
Industrial Technology Education	5	5	5				100%	100%	5		43,265	33,061	56,000	4
Technology/Ag Occupations	1	1				1		0%						
Technology/Computer Occupations	1	1			1			100%	1					
Technology/Construction Occupations	4	4	4				100%	100%	3	1	*	*	*	1
Technology/Industrial Management	1	1	1				100%	100%		1				
Technology/Management Services Occupations	4	3	3				100%	100%	3		*	*	*	2
Human Service Counseling	31	28	17		10	1	100%	96%	24	3	38,589	33,280	56,000	11
Early Childhood Inclusive Birth-Grade 3	7	7	5		1	1	100%	86%	6		*	*	*	1
Elementary Education	69	62	56	1	4	1	98%	98%	51	10	42,641	29,000	50,000	29
Middle Level Education	6	6	5			1	100%	83%	4	1	42,833	40,000	47,500	3
Special Education K-12	4	4	3	1			75%	100%	4		58,750	40,000	95,000	4
Psychology	17	17	8	1	6	2	89%	88%	12	3	44,947	32,240	80,000	6
Sociology	2	2	2				100%	100%	2		*	*	*	2
Criminal Justice	71	64	30	10	8	16	75%	75%	34	13	47,860	30,000	70,000	23
Applied Human & Sport Physiology	5	5	1		4		100%	100%	3	2				
Exercise Science	19	16	6	1	6	3	86%	81%	11	2	*	*	*	1
Health & Physical Education K-12	18	17	14		2	1	100%	94%	13	3	44,230	40,000	55,000	10
Sport Management	13	12	6		5	1	100%	92%	7	4	*	*	*	1
Life Sciences/Biology	31	30	8	2	17	3	80%	90%	23	4	44,010	32,000	65,000	4
Life Sciences/Clinical Laboratory Science	1	1	1				100%	100%	1					
Life Sciences/Health Sciences	2	2			2			100%		2				
Life Sciences/Mortuary Science	1	1	1				100%	100%	1					
Life Science/Respiratory Therapy	1	0												
Chemistry/Fermentation Science	1	1	1				100%	100%	1		*	*	*	1
Chemistry/Health Sciences	20	19	2		15	2	100%	89%	14	3	*	*	*	2
Math/Applied-Computer Science	2	2	1			1	100%	50%	1					
Mathematics Education	4	4	4				100%	100%	4		*	*	*	2
Science Education	3	3	3				100%	100%	3		40,500	39,000	42,000	3
Interdisciplinary Studies	10	10	6	2	2		75%	100%	7	2	*	*	*	2
TOTALS	682	637	435	41	107	54	91.4%	91.5%	468	109	47,218			240

** Percentages based on all employed

*** Percentages based on all surveyed

WAYNE STATE COLLEGE
Graduate Employment Report
(Bachelor's Degrees Received from December 2023 through August 2024)
By Field

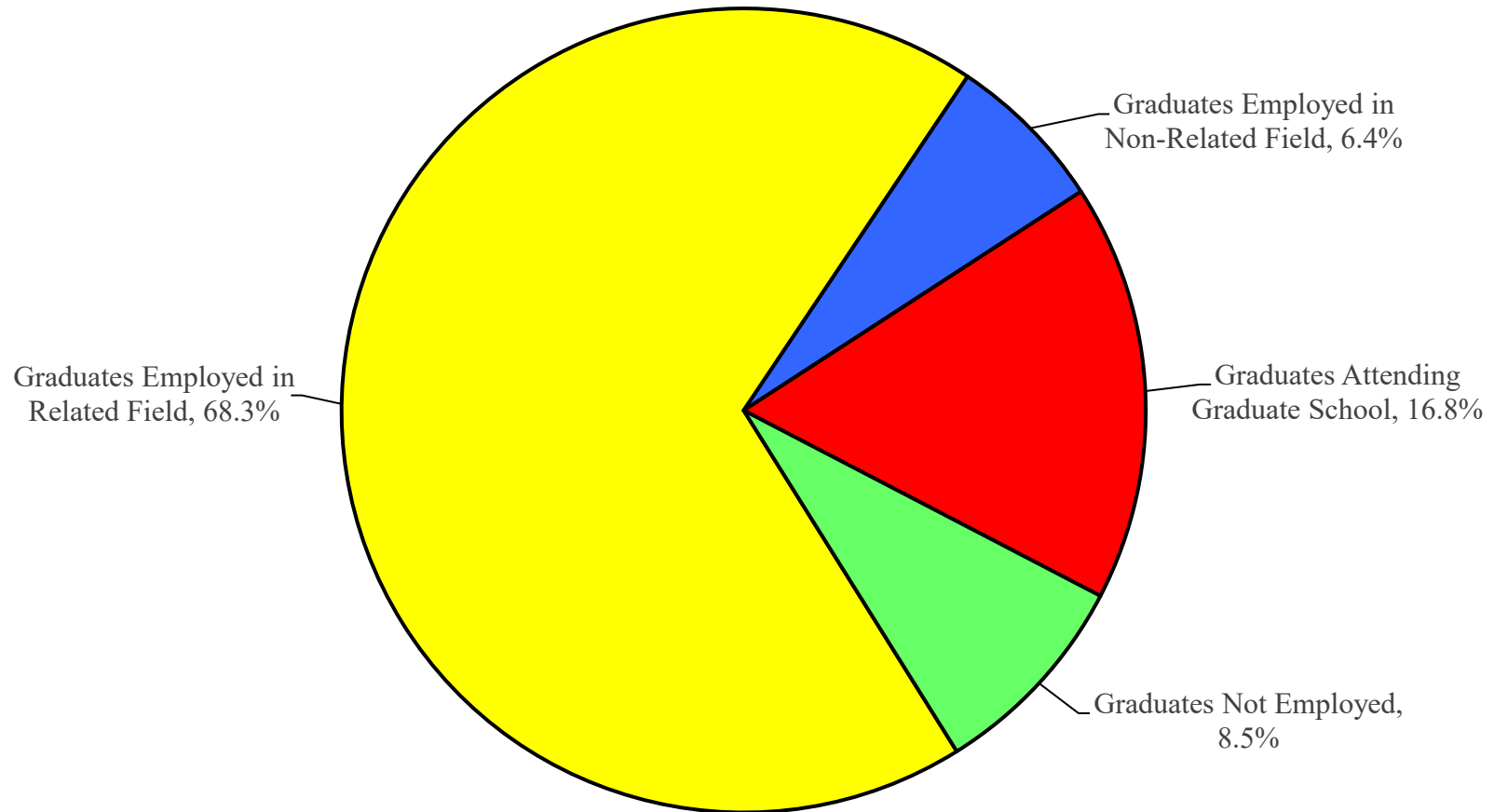
Program Name	No. of Grads	No. Surveyed	Related Employ	Non-Related Employ	Grad/ Prof. School	Not employed	If Employed: % Related Employ**	% Employed or Grad School***	Employed/Grad Sch.		Average Wage	Low Wage	High Wage	Number of Wages Reported
									In Nebr	Out of State				
Art	20	18	12	2		4	86%	78%	12	2	40,660	24,000	80,000	10
Communication Studies	14	13	5	5	1	2	50%	85%	9	2	37,320	35,880	40,000	4
Mass Communication	13	12	7	3		2	70%	83%	6	4	*	*	*	1
Social Sciences	21	19	14	1	3	1	93%	95%	16	2	44,488	33,280	55,000	8
English	17	17	14	1	2		93%	100%	13	3	42,119	36,000	55,000	8
Spanish	1	1			1			100%	1					
Music	12	11	5	3	3		63%	100%	6	5	35,043	31,200	38,250	4
Business	145	142	121	3	11	7	98%	95%	112	21	51,681	30,000	100,000	61
Computer Information Systems	25	20	20				100%	100%	17	3	54,431	41,600	76,000	9
Computer Science	12	11	8	1		2	89%	82%	8	1	57,333	50,000	65,000	3
Early Childhood	9	9	6		2	1	100%	89%	5	3	*	*	*	2
Family & Consumer Sciences	14	13	10	2		1	83%	92%	7	4	41,487	35,360	46,100	7
Industrial Technology	30	28	25	2	1		93%	100%	23	5	56,037	33,061	80,340	15
Technology	11	10	8		1	1	100%	90%	7	2	88,000	75,000	95,000	3
Human Service Counseling	31	28	17		10	1	100%	96%	24	3	38,589	33,280	56,000	11
Early Childhood Inclusive Birth-Grade 3	7	7	5		1	1	100%	86%	6		*	*	*	1
Elementary Education	69	62	56	1	4	1	98%	98%	51	10	42,641	29,000	50,000	29
Middle Level Education	6	6	5			1	100%	83%	4	1	42,833	40,000	47,500	3
Special Education	4	4	3	1			75%	100%	4		58,750	40,000	95,000	4
Psychology	17	17	8	1	6	2	89%	88%	12	3	44,947	32,240	80,000	6
Sociology	2	2	2				100%	100%	2		*	*	*	2
Criminal Justice	71	64	30	10	8	16	75%	75%	34	13	47,860	30,000	70,000	23
Applied Human & Sport Physiology	5	5	1		4		100%	100%	3	2				
Exercise Science	19	16	6	1	6	3	86%	81%	11	2	*	*	*	1
Health & Physical Education K-12	18	17	14		2	1	100%	94%	13	3	44,230	40,000	55,000	10
Sport Management	13	12	6		5	1	100%	92%	7	4	*	*	*	1
Life Sciences	36	34	10	2	19	3	83%	91%	25	6	44,010	32,000	65,000	4
Chemistry	21	20	3		15	2	100%	90%	15	3	38,113	36,899	40,000	3
Mathematics	6	6	5			1	100%	83%	5		*	*	*	2
Science Education	3	3	3				100%	100%	3		40,500	39,000	42,000	3
Interdisciplinary Studies	10	10	6	2	2		75%	100%	7	2	*	*	*	2
TOTALS	682	637	435	41	107	54	91.4%	91.5%	468	109	47,218			240

** Percentages based on all employed

*** Percentages based on all surveyed

WAYNE STATE COLLEGE

2023-2024 Graduate Employment Rate*




*Percentages based on all surveyed. 93% (637/682) of all graduates were surveyed.

** 91.5% of WSC Graduates surveyed were Employed (Related or Non-Related to field of study) or Attending Graduate/Professional School.

WAYNE STATE COLLEGE

Location of Employment or Graduate/Professional School for 2023-2024 Graduates




*Percentages based on all reporting Location. Not all surveyed provided Location information.

**Includes all graduates employed (related or non-related to field of study) and graduates attending graduate/professional school.

WAYNE STATE COLLEGE


2023-2024 Graduate Employment*



*Percentages based on all Employed. Does not include all Surveyed.

WAYNE STATE COLLEGE

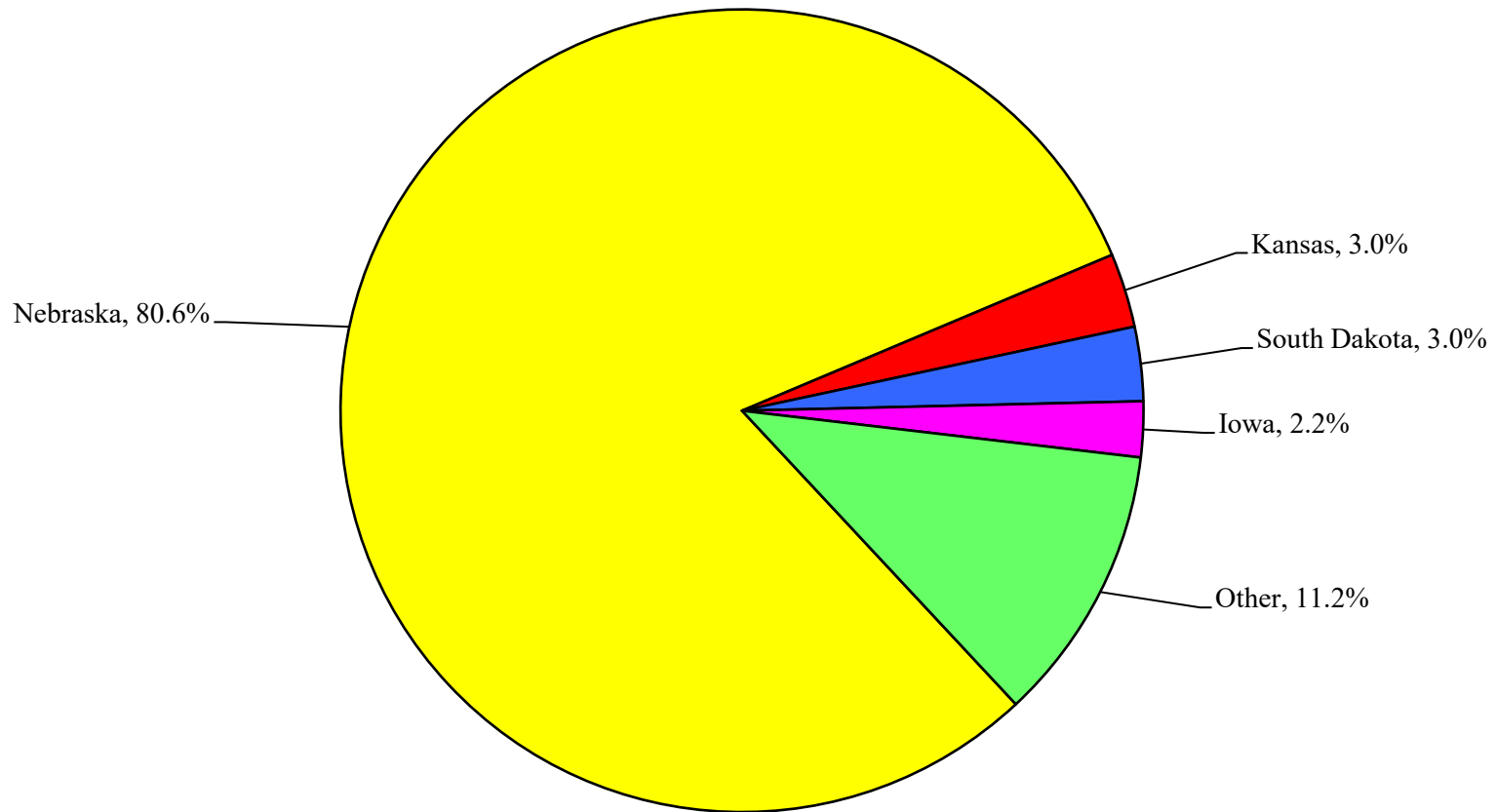
2023-2024 Location of Graduates Attending Graduate/Professional School



*Percentages based on all Attending Graduate/Professional School and reporting Location. Does not include all Surveyed.

WAYNE STATE COLLEGE

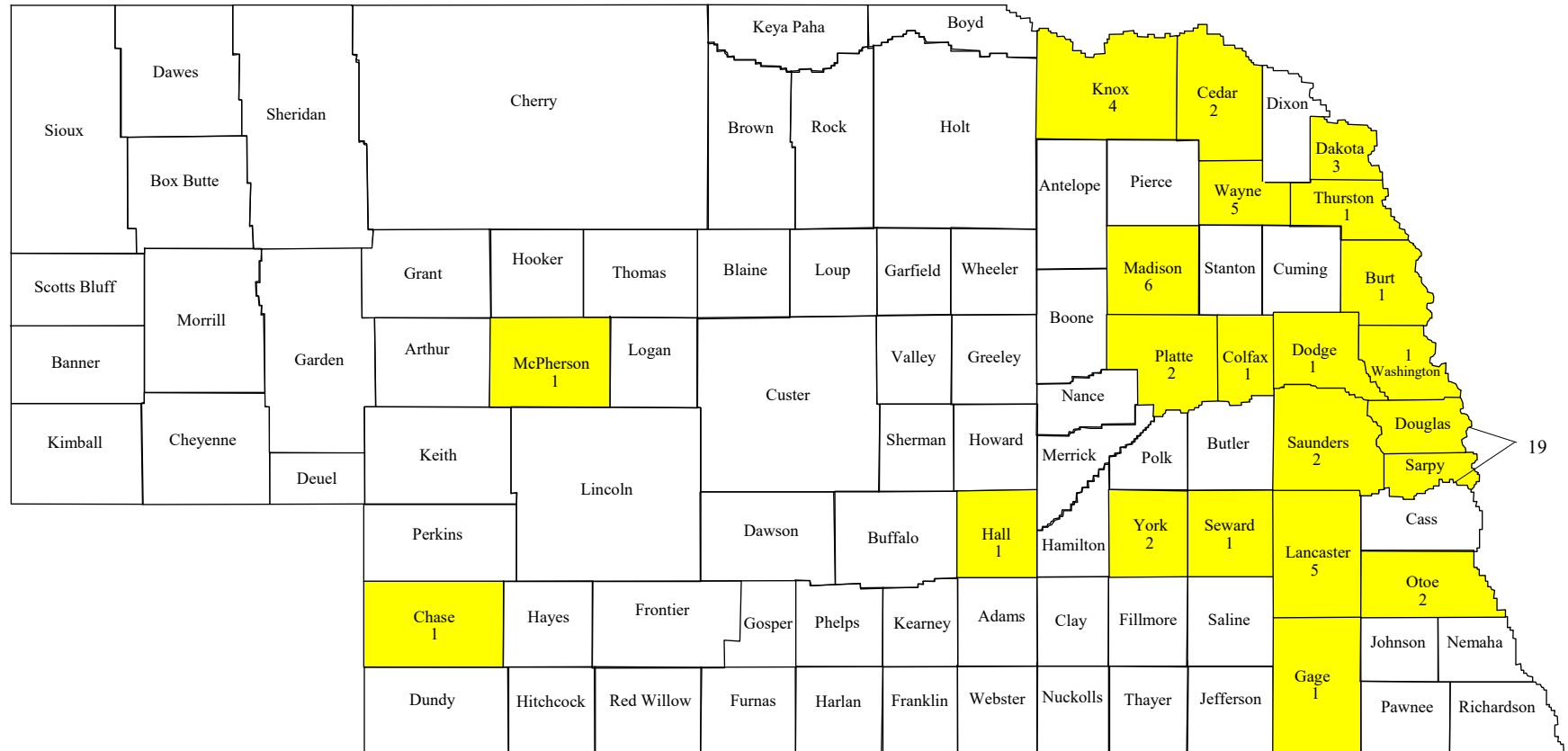
2023-2024 States Where Graduates Are Attending Graduate/Professional School



*Percentages based on all Attending Graduate/Professional School and reporting Location. Does not include all Surveyed.

WAYNE STATE COLLEGE

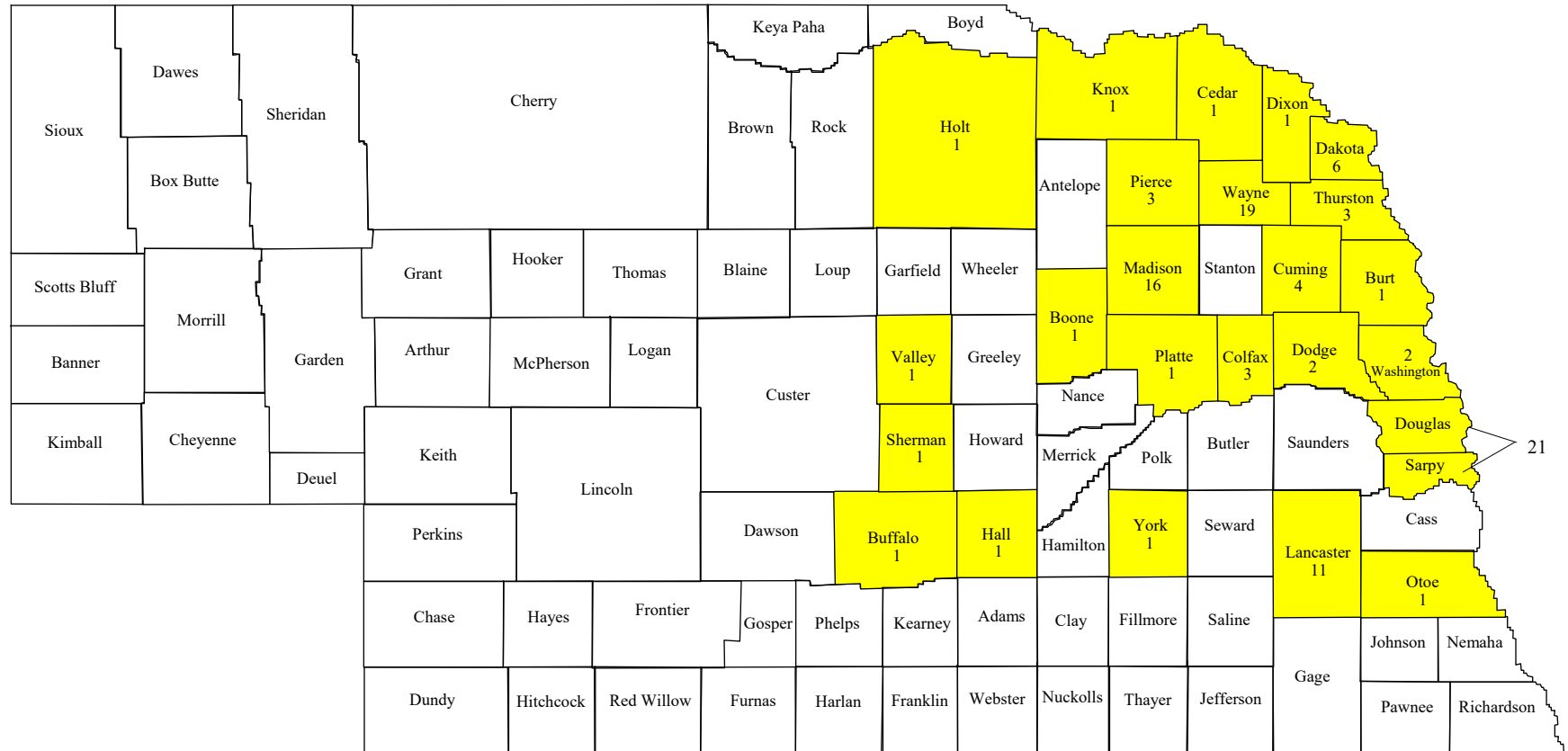
2023-2024 Arts and Humanities Graduates Working or Studying in Nebraska



**Counts exclude one graduate who did not indicate exact Nebraska location*

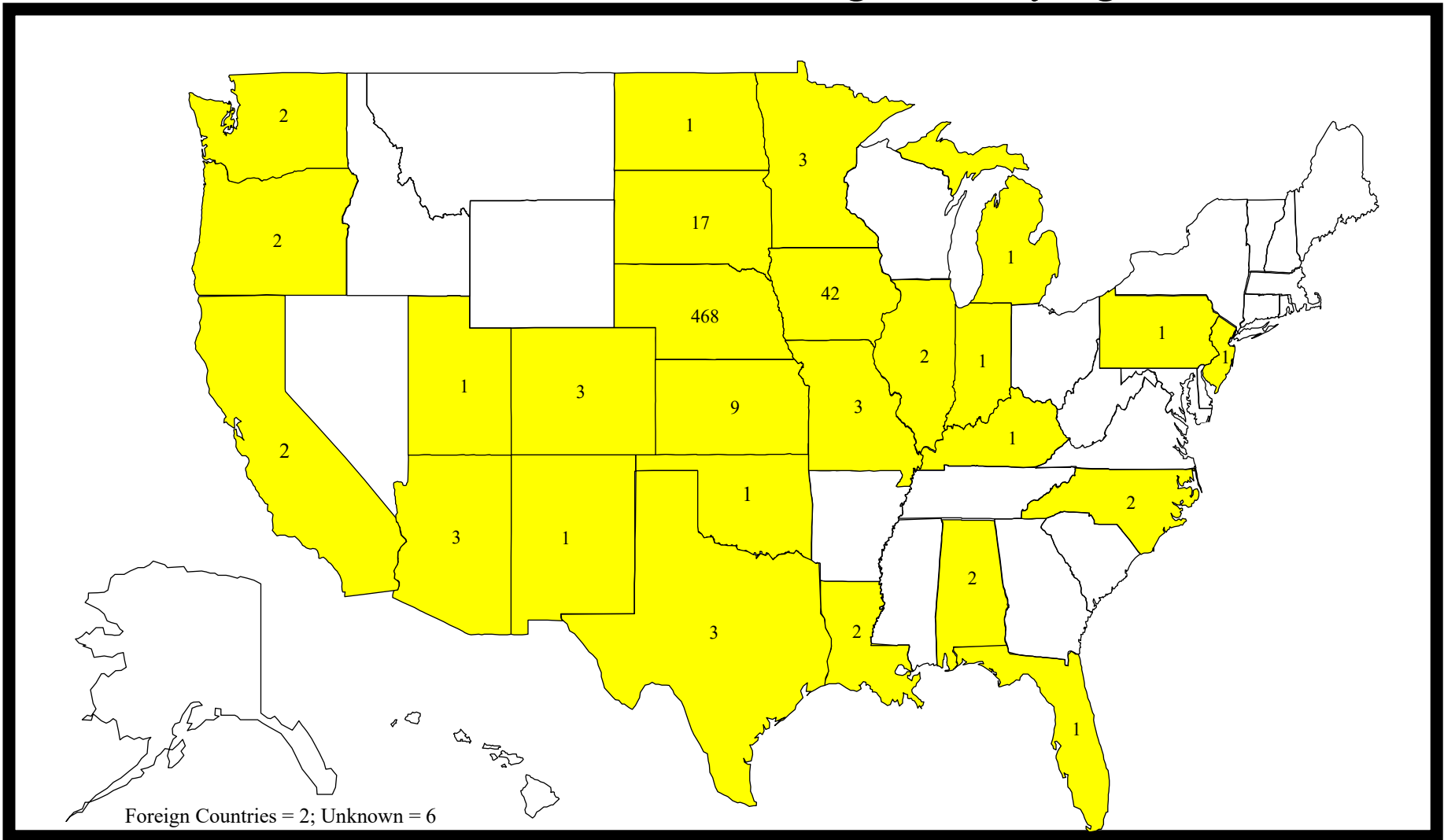
WAYNE STATE COLLEGE

2023-2024 Education and Behavioral Sciences Graduates Working or Studying in Nebraska



WAYNE STATE COLLEGE

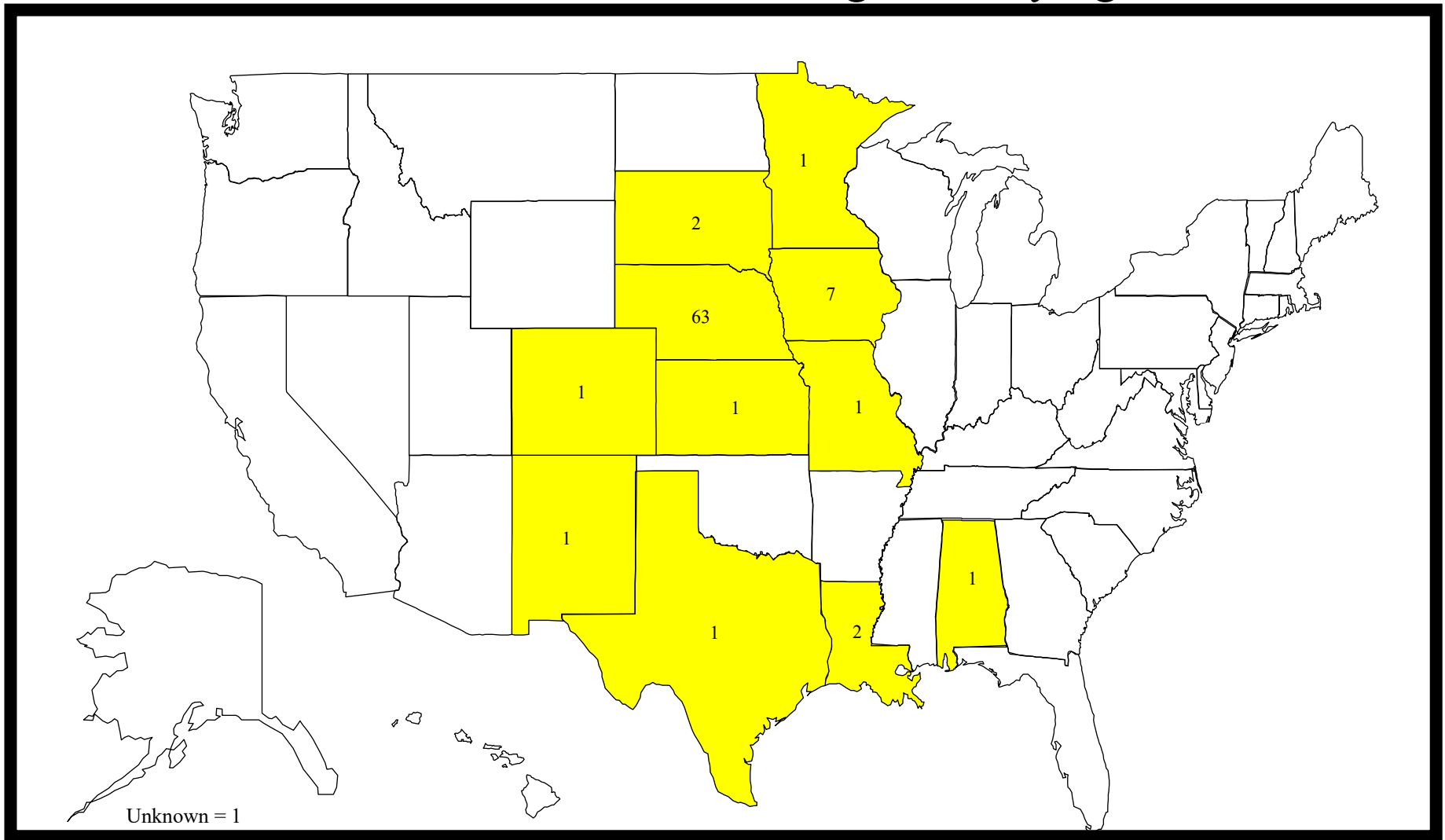
States Where 2023-2024 Wayne State Graduates Are Working or Studying



***Counts include 10 Interdisciplinary graduates not reported on the School breakouts.*

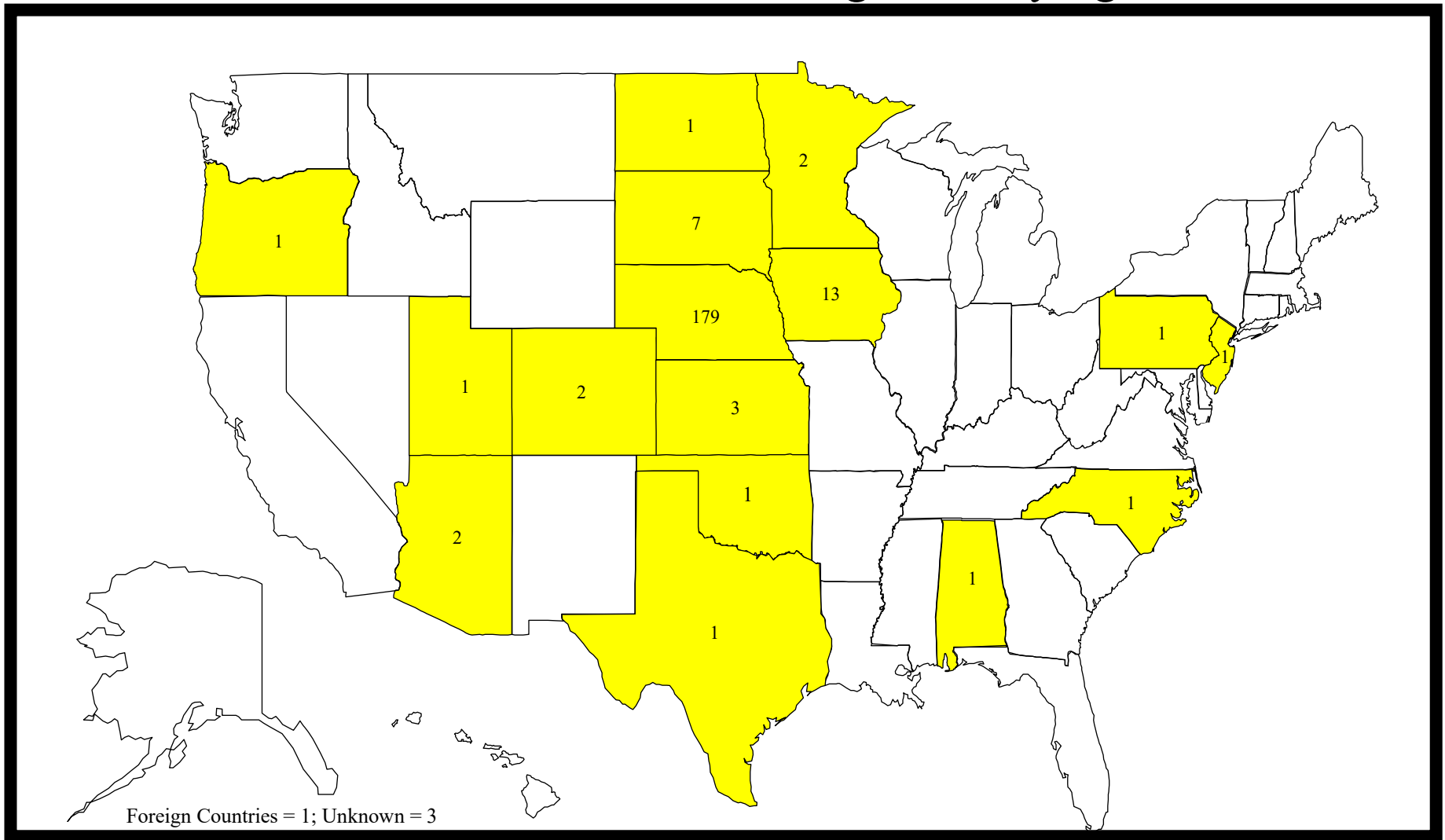
WAYNE STATE COLLEGE

States Where 2023-2024 Arts and Humanities
Graduates Are Working or Studying



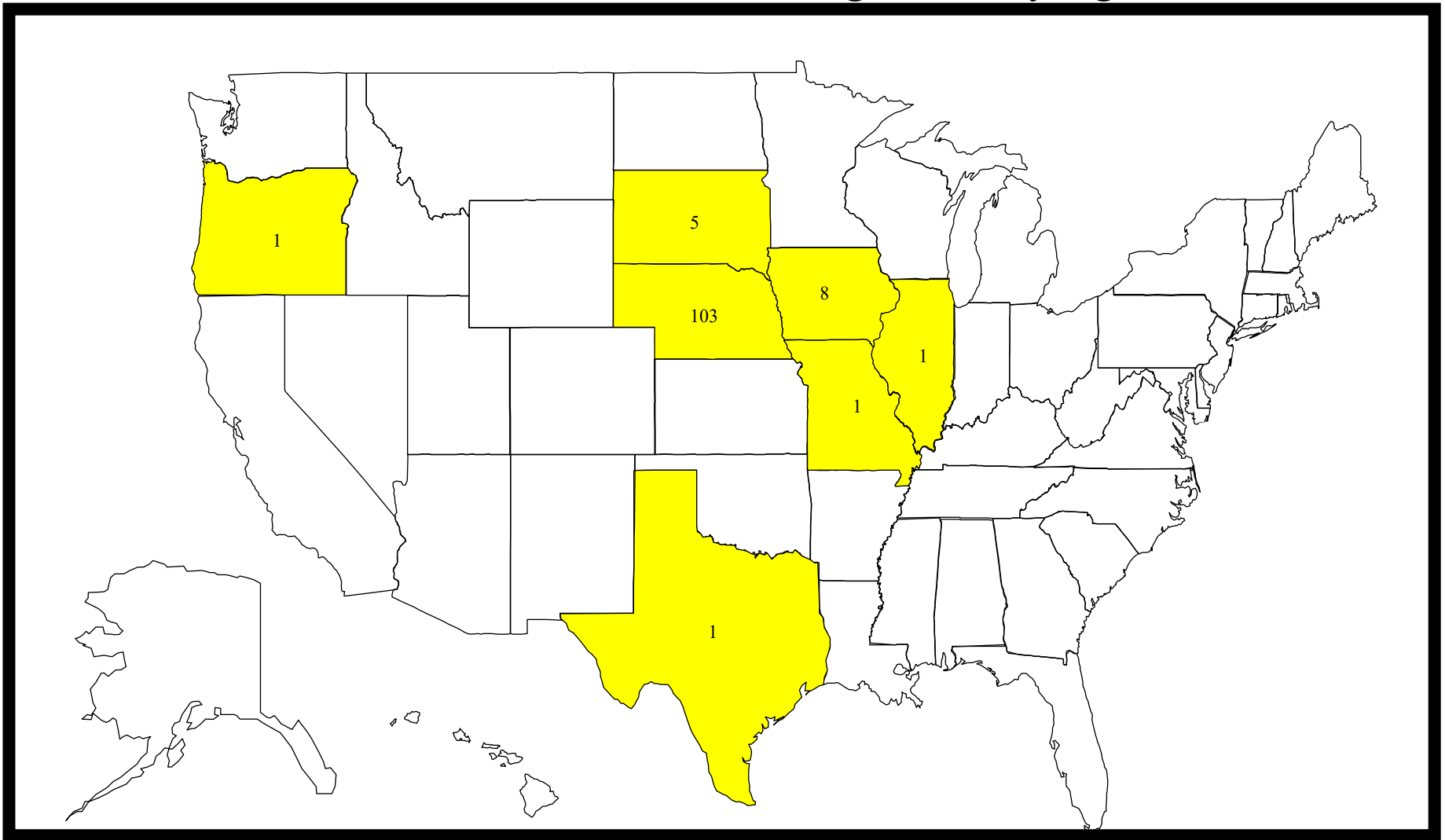
WAYNE STATE COLLEGE

States Where 2023-2024 Business and Technology
Graduates Are Working or Studying



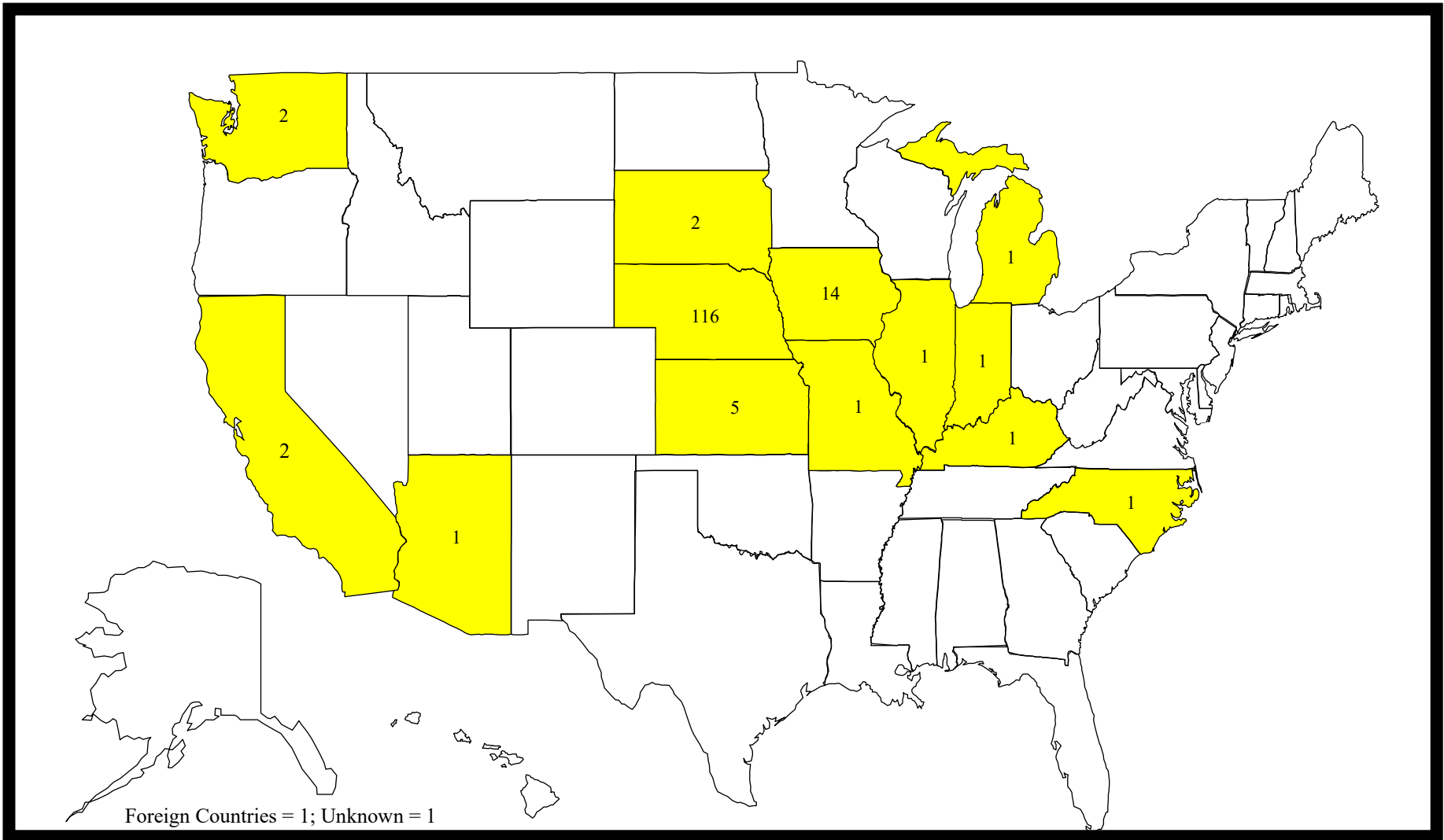
WAYNE STATE COLLEGE

States Where 2023-2024 Education and Behavioral Sciences
Graduates Are Working or Studying



WAYNE STATE COLLEGE

States Where 2023-2024 Science, Health and Criminal Justice
Graduates Are Working or Studying



School of Arts and Humanities: 2023-2024 Reported Job Titles and Salaries/Wages

(Based on First Majors Only)

Job Title	Salary**	To Hourly	Wage/Hr	To Salary
Animal Care Specialist			\$15.00	\$31,200
Assistant Librarian	NA/Not Reported			
Assistant Probation Officer	NA/Not Reported			
Bank Teller			\$18.00	\$37,440
Banquet Captain	\$37,000	\$17.79		
Bookseller	NA/Not Reported			
Client Services Coordinator			\$17.00	\$35,360
Content Creation/Video Production	NA/Not Reported			
Customer Care Specialist	NA/Not Reported			
Designer			\$17.50	\$36,400
Digital Content Producer	NA/Not Reported			
Digital Marketing Specialist	NA/Not Reported			
Drafter	\$40,000	\$19.23		
Economic Development Consultant	NA/Not Reported			
Election Commission Data Entry	NA/Not Reported			
Executive Assistant and Event Planner	NA/Not Reported			
Footwear Associate	NA/Not Reported			
Fraud Disputes Specialist	NA/Not Reported			
Freelance Film Producer	NA/Not Reported			
Freelance Illustrator	NA/Not Reported			
Front-End Check-Out Associate			\$16.00	\$33,280
General Warehouse Worker	NA/Not Reported			
Graphic Designer	\$36,000	\$17.31		
Grocer	NA/Not Reported			
Interactive Designer			\$18.00	\$37,440
Laborer	NA/Not Reported			
Market Grill Cook			\$17.25	\$35,880
Marketing Associate			\$19.00	\$39,520
Morning Show Producer	NA/Not Reported			
Museum Summer Day Camp Instructor			\$16.00	\$33,280
News Reporter	NA/Not Reported			

Job Title	Salary**	To Hourly	Wage/Hr	To Salary
Ophthalmic Assistant	NA/Not Reported			
Production Assistant	NA/Not Reported			
Production Line	NA/Not Reported			
Reporter	NA/Not Reported			
Sales Associate			\$16.00	\$33,280
Secretary	NA/Not Reported			
Self-Employed	\$80,000	\$38.46		
Teacher	\$55,000	\$26.44		
Teacher	\$50,000	\$24.04		
Teacher	\$48,500	\$23.32		
Teacher	\$55,000	\$26.44		
Teacher	NA/Not Reported			
Teacher	NA/Not Reported			
Teacher	NA/Not Reported			
Teacher-Art	\$42,000	\$20.19		
Teacher-Art	\$39,000	\$18.75		
Teacher-Art	\$24,000	\$11.54		
Teacher-Art (K-12th Grade)	NA/Not Reported			
Teacher-Career Education	NA/Not Reported			
Teacher-ELA	\$36,000	\$17.31		
Teacher-ELA (9th-12th Grade)	\$38,750	\$18.63		
Teacher-ELA and Spanish Teacher (9th-12th Grade)	NA/Not Reported			
Teacher-English	\$43,000	\$20.67		
Teacher-English (11th Grade)	\$40,000	\$19.23		
Teacher-English (Junior High)	\$42,000	\$20.19		
Teacher-History	\$45,000	\$21.63		
Teacher-History (6th Grade)	\$41,500	\$19.95		
Teacher-Music	\$38,250	\$18.39		
Teacher-Psychology	\$40,625	\$19.53		
Teacher-Science	\$42,000	\$20.19		
Teacher-Secondary English	\$39,200	\$18.85		
Teacher-Social Studies	NA/Not Reported			
Teacher-Social Studies	NA/Not Reported			
Teacher-Speech and English	\$43,000	\$20.67		
Teacher-Substitute	NA/Not Reported			

School of Business and Technology: 2023-2024 Reported Job Titles and Salaries/Wages

(Based on First Majors Only)

Job Title	Salary**	To Hourly	Wage/Hr	To Salary
Account Manager	NA/Not Reported			
Accountant			\$27.50	\$57,200
Accountant	NA/Not Reported			
Accountant	NA/Not Reported			
Accountant	NA/Not Reported			
Accountant	NA/Not Reported			
Accounting Controller	NA/Not Reported			
Accounting/Human Resources Analyst	NA/Not Reported			
Accounts Payable Clerk			\$21.94	\$45,635
Acquisition Manager	NA/Not Reported			
Administrative Assistant	NA/Not Reported			
Administrative Support	\$45,000	\$21.63		
Administrative Support Specialist	\$39,000	\$18.75		
Admissions Representative	\$35,000	\$16.83		
Analyst Program 1	NA/Not Reported			
Applicator			\$22.00	\$45,760
Assistant Engineer	\$58,000	\$27.88		
Assistant Manager	NA/Not Reported			
Assistant Probation Officer	NA/Not Reported			
Assistant Superintendent	NA/Not Reported			
Assistant Superintendent	NA/Not Reported			
Associate District Manager	NA/Not Reported			
Associates Service Engineer	NA/Not Reported			
Auditor	\$65,000	\$31.25		
AVP	\$55,000	\$26.44		
Banker	NA/Not Reported			
Barista	NA/Not Reported			
Buildings Project Coordinator	\$55,000	\$26.44		
Business Development Specialist	\$75,000	\$36.06		
Business Office	NA/Not Reported			
Business Owner	NA/Not Reported			

Job Title	Salary**	To Hourly	Wage/Hr	To Salary
Business Systems Analyst	NA/Not Reported			
Carpenter	\$50,000	\$24.04		
Carpenter			\$22.00	\$45,760
Client Specialist	NA/Not Reported			
Collections	NA/Not Reported			
Commercial Estimator	NA/Not Reported			
Commodity Trading Intern	\$41,000	\$19.71		
Community Programs Coordinator	\$57,000	\$27.40		
Contracted Claims Examiner	NA/Not Reported			
Coordinate Manager			\$22.00	\$45,760
Cost Estimator	\$45,000	\$21.63		
Credit Analyst/Risk Management	\$45,000	\$21.63		
Custom Applicator	\$55,000	\$26.44		
Customer Relations Representative	NA/Not Reported			
Customer Service Leader	\$96,000	\$46.15		
Customer Service Leader	\$94,000	\$45.19		
Customer Service Representative	\$40,000	\$19.23		
Customer Service Representative			\$16.00	\$33,280
Customer Service Representative	NA/Not Reported			
Database Administrator	NA/Not Reported			
Daycare Provider	NA/Not Reported			
Delivery Driver	NA/Not Reported			
Design Consultant	NA/Not Reported			
Digital Content Specialist	\$36,000	\$17.31		
Director of Administrative Services	\$45,000	\$21.63		
Director of Human Resources	NA/Not Reported			
Director of Operations	NA/Not Reported			
Distribution Specialist	\$95,000	\$45.67		
Drafter	NA/Not Reported			
EDI Consultant	\$64,000	\$30.77		
Electrical Estimator	NA/Not Reported			
Electro-Mechanical Technician			\$30.00	\$62,400
Engineering Draftsman	NA/Not Reported			
Executive Assistant/Project Manager	\$62,400	\$30.00		
Express Lube Associate	NA/Not Reported			

Job Title	Salary**	To Hourly	Wage/Hr	To Salary
Field Engineer	\$75,000	\$36.06		
Field Engineer	\$70,000	\$33.65		
Field Engineer	NA/Not Reported			
Field Liaison	NA/Not Reported			
Financial Advisor	NA/Not Reported			
Financial Analyst	NA/Not Reported			
Financial Analyst	NA/Not Reported			
Financial Institution Specialist	\$70,000	\$33.65		
Fintech Operations Specialist	NA/Not Reported			
Float Support Specialist	NA/Not Reported			
Floorer	NA/Not Reported			
Flow Assistant	NA/Not Reported			
Fraud Specialist	NA/Not Reported			
Front Desk Supervisor	NA/Not Reported			
General Foreman	NA/Not Reported			
General Manager	\$70,000	\$33.65		
General Manager of Sales	\$40,500	\$19.47		
GIS and Asset Records Coordinator	\$65,000	\$31.25		
Google Data Center Technician	NA/Not Reported			
Grain Merchandiser	NA/Not Reported			
Ground Crew Manager			\$18.75	\$39,000
Head Dispatcher	NA/Not Reported			
Help Desk Support Engineer			\$20.00	\$41,600
Human Resource/Safety Manager	\$38,000	\$18.27		
Human Resources	\$62,000	\$29.81		
Human Resources & Payroll Coordinator	NA/Not Reported			
Human Resources Assistant	NA/Not Reported			
Human Resources Assistant	NA/Not Reported			
Human Resources Coordinator	\$60,000	\$28.85		
Human Resources Generalist	\$50,000	\$24.04		
Human Resources Specialist	NA/Not Reported			
Inbound Phone Sales	\$37,000	\$17.79		
Information Security Assistant	NA/Not Reported			
Information Systems Technician	NA/Not Reported			
Inside Sales Representative	\$55,000	\$26.44		

Job Title	Salary**	To Hourly	Wage/Hr	To Salary
Insurance Agent	NA/Not Reported			
Insurance Operations	NA/Not Reported			
Insurance Sales	NA/Not Reported			
Insurance Sales	NA/Not Reported			
Insurance Support Specialist			\$20.50	\$42,640
Interior Designer	NA/Not Reported			
Intern	NA/Not Reported			
Inventory Operations Management	NA/Not Reported			
IT Associate	NA/Not Reported			
IT On-Site Engineer	\$47,000	\$22.60		
IT Support Specialist	\$50,000	\$24.04		
IT Support Specialist	NA/Not Reported			
Junior Accountant	\$55,200	\$26.54		
Laborer	NA/Not Reported			
Leasing Specialist	NA/Not Reported			
Legal Assistant	NA/Not Reported			
Licensed Sales Associate	\$65,000	\$31.25		
Loan Administration Assistant	NA/Not Reported			
Loan Officer	NA/Not Reported			
Loan Operations Representative	\$47,000	\$22.60		
Mail Clerk	NA/Not Reported			
Management Trainee	NA/Not Reported			
Marketing Coordinator	\$46,000	\$22.12		
Marketing Coordinator			\$20.00	\$41,600
Marketing Representative	\$60,000	\$28.85		
Marketing Specialist	\$52,000	\$25.00		
Nanny	NA/Not Reported			
New Business Manager	NA/Not Reported			
NextGen Fellow	NA/Not Reported			
Non-Inventory Receiver	NA/Not Reported			
Office Assistant	\$30,000	\$14.42		
Office Assistant	NA/Not Reported			
Office Manager	NA/Not Reported			
Office Manager	NA/Not Reported			
Operations Associate	NA/Not Reported			

Job Title	Salary**	To Hourly	Wage/Hr	To Salary
Operations Specialist	NA/Not Reported			
Outside Sales	\$52,000	\$25.00		
Patrol Sergeant	\$70,000	\$33.65		
Payroll Accountant	NA/Not Reported			
Personal Banker	\$45,000	\$21.63		
Personal Banker	\$40,000	\$19.23		
Product Sales Specialist	NA/Not Reported			
Production Supervisor	\$78,000	\$37.50		
Program Technician	\$35,000	\$16.83		
Programmer			\$26.50	\$55,120
Programmer/Developer	\$76,000	\$36.54		
Project Engineer	NA/Not Reported			
Project Manager	NA/Not Reported			
Promotions and Marketing Manager			\$16.00	\$33,280
Regional Safety Manager	NA/Not Reported			
Remote Systems Engineer	\$50,000	\$24.04		
Residential Installation Tech	NA/Not Reported			
REVIT Drafter	\$53,000	\$25.48		
Safety Specialist	\$80,340	\$38.63		
Safety Specialist	\$71,000	\$34.13		
Safety Tech	\$60,000	\$28.85		
Sales	NA/Not Reported			
Sales Representative	\$100,000	\$48.08		
Sales Representative	\$72,000	\$34.62		
Sales Representative	NA/Not Reported			
Service Admin/CSA	NA/Not Reported			
Shipping Lead	\$40,000	\$19.23		
Shop Manager	NA/Not Reported			
Showroom Assistant	\$50,000	\$24.04		
Software Engineer	\$70,000	\$33.65		
Software Engineer	NA/Not Reported			
Software Engineer	NA/Not Reported			
SOS IT Applications Developer	\$57,000	\$27.40		
Sr. Fraud Prevention Analyst	NA/Not Reported			
Staff Accountant	\$70,000	\$33.65		

Job Title	Salary**	To Hourly	Wage/Hr	To Salary
Staff Accountant	\$62,500	\$30.05		
Staff Accountant	\$40,000	\$19.23		
Staff Accountant	NA/Not Reported			
Staff Intern	\$45,000	\$21.63		
Superintendent	NA/Not Reported			
Supervisor of Logistics and Procurement	\$55,000	\$26.44		
Support Desk	NA/Not Reported			
Support Desk Technician	\$48,000	\$23.08		
Support Worker FCS			\$17.00	\$35,360
Systems Administrator	NA/Not Reported			
Systems Engineer			\$27.00	\$56,160
Teacher	\$46,100	\$22.16		
Teacher			\$17.00	\$35,360
Teacher	NA/Not Reported			
Teacher-Business (9th-12th Grade)	NA/Not Reported			
Teacher-Family & Consumer Science	\$45,000	\$21.63		
Teacher-Family & Consumer Science	\$42,000	\$20.19		
Teacher-Family and Consumer Science (7th-12th Grade)	\$43,900	\$21.11		
Teacher-Family and Consumer Science (Secondary)	\$39,750	\$19.11		
Teacher-Industrial Technology	NA/Not Reported			
Teacher-Infant	NA/Not Reported			
Teacher-Infant and Toddler	\$37,000	\$17.79		
Teacher-Math (Middle School) and Industrial Tech Teacher	\$33,061	\$15.89		
Teacher-Skilled and Technical Sciences	\$42,000	\$20.19		
Teacher-Special Education	\$38,300	\$18.41		
Teacher-Substitute	\$56,000	\$26.92		
Teacher-Substitute	\$42,000	\$20.19		
Travel Field Engineer	\$65,000	\$31.25		
Tribal Housing Manager	NA/Not Reported			
Universal Teller	\$37,000	\$17.79		
Warehouse/Sales	\$50,000	\$24.04		
Warehouse/Shipping/Safety Manager			\$25.00	\$52,000
Wealth Management Financial Advisor	NA/Not Reported			
Wealth Management Officer	NA/Not Reported			
Workstation Support Associate	\$46,000	\$22.12		

Job Title	Salary**	To Hourly	Wage/Hr	To Salary
Ave. Salary & Ave. Hourly Wage	\$54,635	\$26.27	\$21.72	\$45,171
Total Ave. Salary & Hourly (combined)	\$53,010		\$25.49	
Min. Salary & Min. Hourly Wage	\$30,000		\$16.00	
Max. Salary & Max. Hourly Wage	\$100,000		\$30.00	

** If the number of hours worked per week was provided and was less than 40, the Starting Salary was converted to a salary based on 40 hours per week.

School of Education and Behavioral Sciences: 2023-2024 Reported Job Titles and Salaries/Wages

(Based on First Majors Only)

Job Title	Salary**	To Hourly	Wage/Hr	To Salary
Administrative Technician	\$30,000	\$14.42		
Behavioral Health Technician			\$16.00	\$33,280
Commercial Fisherman	\$80,000	\$38.46		
Continuous Improvement Analyst	NA/Not Reported			
Direct Support Professional	NA/Not Reported			
Early Childhood Special Education	NA/Not Reported			
Educational Assistant	NA/Not Reported			
Enhanced Advocate			\$16.00	\$33,280
Family Services Advocate	NA/Not Reported			
Family Services Specialist			\$17.00	\$35,360
Family Services Specialist			\$18.00	\$37,440
Family Services Specialist			\$25.00	\$52,000
Family Services Worker	NA/Not Reported			
Family Support Worker			\$16.00	\$33,280
Graduate Assistant, Counseling	NA/Not Reported			
Graduate Assistant, Volleyball	NA/Not Reported			
Human Services Tech	NA/Not Reported			
Intern			\$16.00	\$33,280
Licensing Resource Specialist I	\$42,000	\$20.19		
Office Specialist	NA/Not Reported			
Paraprofessional			\$17.00	\$35,360
Peer Support Specialist	\$43,000	\$20.67		
Probation Officer Trainee			\$19.00	\$39,520
Psychiatric Scribe	NA/Not Reported			
Recovery Specialist			\$15.50	\$32,240
Research Assistant	NA/Not Reported			
Residential Therapist	NA/Not Reported			
Service Coordinator	\$56,000	\$26.92		
Slot Attendant			\$22.00	\$45,760
Store Director Trainee	\$95,000	\$45.67		
Teacher			\$19.25	\$40,040

Job Title	Salary**	To Hourly	Wage/Hr	To Salary
Teacher	\$48,000	\$23.08		
Teacher	\$45,000	\$21.63		
Teacher	\$42,336	\$20.35		
Teacher	NA/Not Reported			
Teacher	NA/Not Reported			
Teacher	NA/Not Reported			
Teacher	NA/Not Reported			
Teacher	NA/Not Reported			
Teacher	NA/Not Reported			
Teacher	NA/Not Reported			
Teacher	NA/Not Reported			
Teacher	\$40,000	\$19.23		
Teacher	\$45,000	\$21.63		
Teacher	\$45,000	\$21.63		
Teacher (1st Grade)	NA/Not Reported			
Teacher (2nd Grade)	NA/Not Reported			
Teacher (2nd Grade)	NA/Not Reported			
Teacher (2nd Grade)	NA/Not Reported			
Teacher (3rd Grade)	\$48,000	\$23.08		
Teacher (3rd Grade)	NA/Not Reported			
Teacher (4th Grade)	\$47,000	\$22.60		
Teacher (4th Grade)	NA/Not Reported			
Teacher (4th Grade)	NA/Not Reported			
Teacher (5th Grade)	\$42,336	\$20.35		
Teacher (5th Grade)	\$39,000	\$18.75		
Teacher (5th Grade)	NA/Not Reported			
Teacher (6th Grade)	\$45,000	\$21.63		
Teacher (6th Grade)	\$43,000	\$20.67		
Teacher-ACC Special Education	\$40,000	\$19.23		
Teacher-ELA	NA/Not Reported			
Teacher-ELA (6th Grade)	\$38,000	\$18.27		
Teacher-Elementary	\$50,000	\$24.04		
Teacher-Elementary	\$47,500	\$22.84		
Teacher-Elementary	\$40,000	\$19.23		
Teacher-Elementary	\$38,300	\$18.41		

Job Title	Salary**	To Hourly	Wage/Hr	To Salary
Teacher-Elementary	NA/Not Reported			
Teacher-Elementary	NA/Not Reported			
Teacher-Elementary	NA/Not Reported			
Teacher-Elementary	NA/Not Reported			
Teacher-Elementary	NA/Not Reported			
Teacher-ELL	\$44,000	\$21.15		
Teacher-Kindergarten	\$39,000	\$18.75		
Teacher-Kindergarten	NA/Not Reported			
Teacher-Math	\$41,000	\$19.71		
Teacher-Math (7th-8th Grade)	\$47,500	\$22.84		
Teacher-Math and Physical Education (6th Grade)	NA/Not Reported			
Teacher-Newcomers (K-12th Grade)	\$36,000	\$17.31		
Teacher-Pre-K/Kindergarten	\$30,000	\$14.42		
Teacher-Preschool	\$39,000	\$18.75		
Teacher-Preschool	\$38,000	\$18.27		
Teacher-Preschool	\$29,000	\$13.94		
Teacher-Preschool	NA/Not Reported			
Teacher-Preschool	NA/Not Reported			
Teacher-Special Education	\$48,000	\$23.08		
Teacher-Special Education	\$42,336	\$20.35		
Teacher-Special Education	\$41,000	\$19.71		
Teacher-Special Education	\$40,000	\$19.23		
Teacher-Special Education	NA/Not Reported			
Teacher-Special Education (K-12th Grade)	\$37,024	\$17.80		
Teacher-Special Education Transition	\$55,000	\$26.44		
Teacher-Substitute	NA/Not Reported			
Teacher-Substitute	NA/Not Reported			
Teacher-Substitute	NA/Not Reported			
Teacher-Substitute	NA/Not Reported			
Teacher-Substitute	NA/Not Reported			
Teacher-Transitory Special Education	\$49,000	\$23.56		
Unit Specialist	\$42,640	\$20.50		
Youth Service Worker	NA/Not Reported			

Job Title	Salary**	To Hourly	Wage/Hr	To Salary
Ave. Salary & Ave. Hourly Wage	\$44,585	\$21.43	\$18.06	\$37,570
Total Ave. Salary & Hourly (combined)	\$42,996		\$20.67	
Min. Salary & Min. Hourly Wage	\$29,000		\$15.50	
Max. Salary & Max. Hourly Wage	\$95,000		\$25.00	

** If the number of hours worked per week was provided and was less than 40, the Starting Salary was converted to a salary based on 40 hours per week.

School of Science, Health and Criminal Justice: 2023-2024 Reported Job Titles and Salaries/Wages

(Based on First Majors Only)

Job Title	Salary**	To Hourly	Wage/Hr	To Salary
Activities Assistant	NA/Not Reported			
Advocate	\$35,000	\$16.83		
Apprentice Embalmer/Funeral Director	NA/Not Reported			
Asset Protection Lead	\$30,000	\$14.42		
Assistant Cidermaker			\$18.00	\$37,440
Assistant Performance Coach	NA/Not Reported			
Bar Manager	\$50,000	\$24.04		
Bilingual Liaison	\$35,000	\$16.83		
Biological Science Technician - Wildlife	NA/Not Reported			
Cabinet Manufacturer	NA/Not Reported			
Campus Security/Administration	NA/Not Reported			
Central Sterile Supply Technician	NA/Not Reported			
CNA			\$20.00	\$41,600
Coach	NA/Not Reported			
Coach	NA/Not Reported			
Conservation Officer	NA/Not Reported			
Corporal	\$65,000	\$31.25		
Correctional Officer	\$56,000	\$26.92		
Correctional Officer	\$40,000	\$19.23		
Correctional Officer			\$23.94	\$49,795
Correctional Officer	NA/Not Reported			
Correctional Officer	NA/Not Reported			
Correctional Officer	NA/Not Reported			
Customer Service Representative	\$39,520	\$19.00		
Deputy Chief of Police	NA/Not Reported			
Equipment Inventory and Sales Support	NA/Not Reported			
Family Support Specialist			\$21.40	\$44,512
Field Supervisor (Forestry)	\$65,000	\$31.25		
Fitness Coach	NA/Not Reported			
Hunting Guide	\$50,000	\$24.04		
Instructional Assistant	NA/Not Reported			

Job Title	Salary**	To Hourly	Wage/Hr	To Salary
Interim Director of Football Equipment	NA/Not Reported			
IT Analyst	NA/Not Reported			
Lab Technician Assistant	NA/Not Reported			
Legal Assistant	\$50,000	\$24.04		
Legal Assistant			\$17.00	\$35,360
Lobotomist	\$40,000	\$19.23		
Manager	NA/Not Reported			
Marketing and Technology Specialist	NA/Not Reported			
Mechanic			\$20.00	\$41,600
Medical Laboratory Scientist	NA/Not Reported			
Microbiologist			\$18.00	\$37,440
Nanny	\$34,000	\$16.35		
Naturalist	NA/Not Reported			
Optician	NA/Not Reported			
Paralegal	\$30,000	\$14.42		
Pastoral Resident	NA/Not Reported			
Personal Trainer	NA/Not Reported			
Personal Trainer	NA/Not Reported			
Physical Therapy Paraprofessional	NA/Not Reported			
Police Officer	\$70,000	\$33.65		
Police Officer	\$70,000	\$33.65		
Police Officer	\$60,000	\$28.85		
Police Officer	\$50,000	\$24.04		
Police Officer	NA/Not Reported			
Probation Officer	NA/Not Reported			
Production Assistant	NA/Not Reported			
Program Specialist	NA/Not Reported			
Records Clerk	NA/Not Reported			
Recreation Coordinator	NA/Not Reported			
Research Assistant	\$32,000	\$15.38		
Residential Officer	NA/Not Reported			
Sales Associate	NA/Not Reported			
Sports Director	\$43,000	\$20.67		
State Patrol Officer	\$50,000	\$24.04		
State Patrol Sergeant	NA/Not Reported			

Job Title	Salary**	To Hourly	Wage/Hr	To Salary
Teacher	\$50,000	\$24.04		
Teacher	\$38,900	\$18.70		
Teacher	\$39,000	\$18.75		
Teacher-Biology	\$42,000	\$20.19		
Teacher-Business	\$40,000	\$19.23		
Teacher-Freshman Seminar	NA/Not Reported			
Teacher-Health and Fitness (8th Grade)	\$42,000	\$20.19		
Teacher-Health and Physical Education (9th-12th Grade)	\$42,000	\$20.19		
Teacher-Health and Physical Education (K-12th Grade)	\$48,300	\$23.22		
Teacher-Jobs for Graduates (JAG) Program	\$55,000	\$26.44		
Teacher-Math (7th Grade)	NA/Not Reported			
Teacher-Math (Secondary)	\$42,000	\$20.19		
Teacher-Permanent Substitute	\$40,000	\$19.23		
Teacher-Physical Education	NA/Not Reported			
Teacher-Physical Education	NA/Not Reported			
Teacher-Physical Education	NA/Not Reported			
Teacher-Physical Education (5th Grade)	\$42,000	\$20.19		
Teacher-Physical Education (9th-12th Grade)	\$41,000	\$19.71		
Teacher-Physical Education and Health (9th-12th Grade)	\$42,000	\$20.19		
Teacher-Physical Education and Health (PK-12th Grade)	NA/Not Reported			
Teacher-Science	\$40,500	\$19.47		
Teacher-Substitute	NA/Not Reported			
Teaching Assistant-English	NA/Not Reported			
Team Lead	NA/Not Reported			
Trooper Recruit	\$65,000	\$31.25		

Ave. Salary & Ave. Hourly Wage	\$46,060	\$22.14	\$19.76	\$41,107
Total Ave. Salary & Hourly (combined)	\$45,272		\$21.77	
Min. Salary & Min. Hourly Wage	\$30,000		\$17.00	
Max. Salary & Max. Hourly Wage	\$70,000		\$23.94	

** If the number of hours worked per week was provided and was less than 40, the Starting Salary was converted to a salary based on 40 hours per week.