



NSSE 2018 Topical Module Report

Academic Advising

Wayne State College

This page intentionally left blank.

About This Topical Module

This module examines students' experiences with academic advising, including frequency, accessibility, and types of information provided. It also asks students to identify their primary source of advice. The module complements a question on the core survey about the quality of students' interactions with academic advisors. Complementary FSSE set available.

Comparison Group

This section summarizes how this module's comparison group was identified, including selection criteria and whether the default option was taken. This is followed by the resulting list of institutions represented in the 'Academic Advising' column of this report.

Group label	Academic Advising
Date submitted	5/7/18
How was this comparison group constructed?	Your institution retained the default comparison group (all module participants).
Group description	All other current- and prior-year (if applicable) NSSE institutions who administered module "Academic Advising"

Academic Advising (N=312)

Acadia University (Wolfville, NS)*	Bridgewater State University (Bridgewater, MA)*
Adams State University (Alamosa, CO)	Brigham Young University-Idaho (Rexburg, ID)*
Adrian College (Adrian, MI)	Bucknell University (Lewisburg, PA)*
Albany State University (Albany, GA)*	California Polytechnic State University-San Luis Obispo (San Luis Obispo, CA)*
Alberta College of Art + Design (Calgary, AB)	California State Polytechnic University-Pomona (Pomona, CA)*
Algoma University (Sault Ste. Marie, ON)	California State University-Bakersfield (Bakersfield, CA)*
Allegheny College (Meadville, PA)*	California State University-Dominguez Hills (Carson, CA)*
Alma College (Alma, MI)*	California State University-Long Beach (Long Beach, CA)*
Anna Maria College (Paxton, MA)*	California State University-Los Angeles (Los Angeles, CA)*
Appalachian State University (Boone, NC)	California State University, Fresno (Fresno, CA)*
Armstrong State University (Savannah, GA)*	California State University, Fullerton (Fullerton, CA)
ASU Online (Scottsdale, AZ)	California State University, Northridge (Northridge, CA)*
Auburn University at Montgomery (Montgomery, AL)	California State University, Sacramento (Sacramento, CA)*
Augusta University (Augusta, GA)	California State University, San Bernardino (San Bernardino, CA)
Avila University (Kansas City, MO)	California University of Pennsylvania (California, PA)*
Bacone College (Muskogee, OK)	Campbell University Inc. (Buies Creek, NC)*
Ball State University (Muncie, IN)	Cape Breton University (Sydney, NS)*
Becker College (Worcester, MA)*	Capital University (Columbus, OH)
Berkeley College (New York, NY)*	Carroll University (Waukesha, WI)*
Bethany College (Lindsborg, KS)*	Catawba College (Salisbury, NC)
Binghamton University (State University of New York) (Vestal, NY)*	Catholic University of America, The (Washington, DC)
Bishop's University (Sherbrooke, QC)*	Cedarville University (Cedarville, OH)
Bloomsburg University of Pennsylvania (Bloomsburg, PA)	Centenary College of Louisiana (Shreveport, LA)*
Boise State University (Boise, ID)	Central Connecticut State University (New Britain, CT)*
Boston University (Boston, MA)	Chaminade University of Honolulu (Honolulu, HI)
Bowie State University (Bowie, MD)*	Chatham University (Pittsburgh, PA)*
Bradley University (Peoria, IL)	Chicago State University (Chicago, IL)*
Brandon University (Brandon, MB)*	Chowan University (Murfreesboro, NC)
Briar Cliff University (Sioux City, IA)*	Christopher Newport University (Newport News, VA)*
Bridgewater College (Bridgewater, VA)	Clarion University of Pennsylvania (Clarion, PA)

Academic Advising (N=312), continued

Clarke University (Dubuque, IA)
Colgate University (Hamilton, NY)*
College at Brockport, SUNY, The (Brockport, NY)*
College of Idaho, The (Caldwell, ID)*
College of New Jersey, The (Ewing, NJ)
College of Saint Elizabeth (Morristown, NJ)*
College of Saint Rose, The (Albany, NY)*
Colorado State University-Pueblo (Pueblo, CO)
Columbia College (Columbia, MO)*
Concordia College at Moorhead (Moorhead, MN)
Concordia University (Portland, OR)*
Concordia University (Montreal, QC)*
Concordia University Chicago (River Forest, IL)*
Connecticut College (New London, CT)
Cornell College (Mount Vernon, IA)
Cornerstone University (Grand Rapids, MI)*
CUNY Bernard M Baruch College (New York, NY)*
CUNY Medgar Evers College (Brooklyn, NY)*
Curry College (Milton, MA)
D'Youville College (Buffalo, NY)
Dakota State University (Madison, SD)
Davis & Elkins College (Elkins, WV)*
Defiance College (Defiance, OH)*
Denison University (Granville, OH)*
Dickinson State University (Dickinson, ND)*
Doane University (Crete, NE)
Drury University (Springfield, MO)
East Central University (Ada, OK)*
East Stroudsburg University of Pennsylvania (East Stroudsburg, PA)*
Eastern Connecticut State University (Willimantic, CT)
Eastern Washington University (Cheney, WA)*
Edinboro University of Pennsylvania (Edinboro, PA)
Elizabeth City State University (Elizabeth City, NC)*
Elizabethtown College (Elizabethtown, PA)*
Embry Riddle Aeronautical University-Worldwide (Daytona Beach, FL)*
Farmingdale State College (Farmingdale, NY)*
Fayetteville State University (Fayetteville, NC)
Fitchburg State University (Fitchburg, MA)*
Florida A&M University (Tallahassee, FL)*
Florida Institute of Technology (Melbourne, FL)*
Florida International University (Miami, FL)
Franklin College (Franklin, IN)
Franklin University (Columbus, OH)*
Fredonia State University of New York (Fredonia, NY)*
Furman University (Greenville, SC)
Gannon University (Erie, PA)*
George Mason University (Fairfax, VA)
George Washington University (Washington, DC)
Georgia College & State University (Milledgeville, GA)*
Gettysburg College (Gettysburg, PA)*
Goshen College (Goshen, IN)*
Grambling State University (Grambling, LA)
Grove City College (Grove City, PA)
Hardin-Simmons University (Abilene, TX)
Hastings College (Hastings, NE)
Henderson State University (Arkadelphia, AR)
Hope College (Holland, MI)
Indiana Institute of Technology (Fort Wayne, IN)
Indiana University Bloomington (Bloomington, IN)
Indiana University Northwest (Gary, IN)
Indiana University of Pennsylvania (Indiana, PA)
Indiana University Southeast (New Albany, IN)
Inter American University of Puerto Rico-Metro Campus (San Juan, PR)
Jackson State University (Jackson, MS)
John Brown University (Siloam Springs, AR)*
John Carroll University (University Heights, OH)*
Kent State University (Kent, OH)*
Kentucky State University (Frankfort, KY)*
King's University, The (Edmonton, AB)*
Kutztown University of Pennsylvania (Kutztown, PA)*
Lafayette College (Easton, PA)
Lake Erie College (Painesville, OH)
Lake Forest College (Lake Forest, IL)*
Lamar University (Beaumont, TX)
Lehigh University (Bethlehem, PA)
Lenoir-Rhyne University (Hickory, NC)
Lewis & Clark College (Portland, OR)
Lewis University (Romeoville, IL)*
LIM College (New York, NY)*
Lincoln College (Lincoln, IL)
Lincoln Memorial University (Harrogate, TN)
Lincoln University (Lincoln University, PA)*
Lindenwood University (Saint Charles, MO)
Lock Haven University (Lock Haven, PA)*
Lycoming College (Williamsport, PA)
Lyon College (Batesville, AR)
Madonna University (Livonia, MI)
Manhattan College (Riverdale, NY)
Mansfield University of Pennsylvania (Mansfield, PA)*
Maranatha Baptist University (Watertown, WI)*
Marshall University (Huntington, WV)
Martin Methodist College (Pulaski, TN)
Massachusetts College of Liberal Arts (North Adams, MA)
Mayville State University (Mayville, ND)*
McNeese State University (Lake Charles, LA)
Michigan Technological University (Houghton, MI)
Middle Georgia State University (Macon, GA)*
Midland University (Fremont, NE)*
Midway University (Midway, KY)
Millersville University of Pennsylvania (Millersville, PA)*
Millikin University (Decatur, IL)
Millsaps College (Jackson, MS)*
Minnesota State University Moorhead (Moorhead, MN)*
Monmouth College (Monmouth, IL)
Montana Tech of the University of Montana (Butte, MT)
Moravian College (Bethlehem, PA)
Morningside College (Sioux City, IA)
Morrisville State College (Morrisville, NY)*
Mount Saint Mary College (Newburgh, NY)
Mount St. Joseph University (Cincinnati, OH)
Mount St. Vincent University (Halifax, NS)*
Murray State University (Murray, KY)
New College of Florida (Sarasota, FL)*
New Mexico Institute of Mining and Technology (Socorro, NM)*
New Mexico State University (Las Cruces, NM)*
Newman University (Wichita, KS)

*2017 participant

Academic Advising (N=312), continued

Nicholls State University (Thibodaux, LA)	Texas Southern University (Houston, TX)
North Carolina Agricultural & Technical State University (Greensboro, NC)*	Texas Wesleyan University (Fort Worth, TX)
Northeastern Illinois University (Chicago, IL)	Thiel College (Greenville, PA)
Northern Kentucky University (Highland Heights, KY)	Thompson Rivers University (Kamloops, BC)*
Northern Michigan University (Marquette, MI)	Trinity University (San Antonio, TX)
Northwestern Oklahoma State University (Alva, OK)*	Troy University (Troy, AL)*
Occidental College (Los Angeles, CA)	Truman State University (Kirksville, MO)
Ohio Northern University (Ada, OH)	Tyndale University College (Toronto, ON)
Ohio University (Athens, OH)*	Union College (NE) (Lincoln, NE)*
Oklahoma Christian University (Edmond, OK)	United States Coast Guard Academy (New London, CT)*
Oklahoma City University (Oklahoma City, OK)	United States Merchant Marine Academy (Kings Point, NY)
Oregon Institute of Technology (Klamath Falls, OR)	University at Albany, SUNY, The (Albany, NY)*
Ottawa University (Ottawa, KS)*	University of Bridgeport (Bridgeport, CT)
Otterbein University (Westerville, OH)*	University of Calgary (Calgary, AB)*
Pace University (New York, NY)	University of Central Florida (Orlando, FL)*
Pfeiffer University (Misenheimer, NC)	University of Connecticut (Storrs, CT)
Pittsburg State University (Pittsburg, KS)	University of Houston (Houston, TX)
Pitzer College (Claremont, CA)	University of Houston-Victoria (Victoria, TX)*
Plymouth State University (Plymouth, NH)*	University of Illinois at Chicago (Chicago, IL)*
Point Park University (Pittsburgh, PA)*	University of Indianapolis (Indianapolis, IN)
Pratt Institute (Brooklyn, NY)	University of Kansas (Lawrence, KS)
Providence College (Providence, RI)*	University of Kentucky (Lexington, KY)
Purdue University Northwest (Hammond, IN)	University of Maine (Orono, ME)*
Quest University Canada (Squamish, BC)	University of Maine at Augusta (Augusta, ME)*
Randolph-Macon College (Ashland, VA)*	University of Maine at Farmington (Farmington, ME)*
Rhode Island College (Providence, RI)	University of Maine at Fort Kent (Fort Kent, ME)*
Rhode Island School of Design (Providence, RI)*	University of Maine at Machias (Machias, ME)*
Rhodes College (Memphis, TN)*	University of Maine at Presque Isle (Presque Isle, ME)*
Ringling College of Art and Design (Sarasota, FL)*	University of Maryland-Eastern Shore (Princess Anne, MD)*
Robert Morris University (Moon Township, PA)	University of Massachusetts Amherst (Amherst, MA)*
Rockford University (Rockford, IL)	University of Massachusetts Boston (Boston, MA)*
Rogers State University (Claremore, OK)*	University of Massachusetts Dartmouth (North Dartmouth, MA)*
Rollins College (Winter Park, FL)	University of Missouri-St. Louis (Saint Louis, MO)*
Rose-Hulman Institute of Technology (Terre Haute, IN)	University of New Brunswick (Fredericton, NB)*
Sewanee: The University of the South (Sewanee, TN)*	University of New Hampshire (Durham, NH)
Shippensburg University of Pennsylvania (Shippensburg, PA)	University of North Carolina at Charlotte (Charlotte, NC)
Siena College (Loudonville, NY)	University of North Georgia (Dahlonega, GA)
Siena Heights University (Adrian, MI)	University of Oregon (Eugene, OR)*
Simmons College (Boston, MA)	University of Pittsburgh-Bradford (Bradford, PA)
Slippery Rock University of Pennsylvania (Slippery Rock, PA)*	University of Providence (Great Falls, MT)
Southern Arkansas University (Magnolia, AR)	University of Redlands (Redlands, CA)
Southern Connecticut State University (New Haven, CT)*	University of Saint Francis-Fort Wayne (Fort Wayne, IN)*
Southern University at New Orleans (New Orleans, LA)	University of South Dakota (Vermillion, SD)
Southern Virginia University (Buena Vista, VA)	University of Southern Maine (Portland, ME)*
Southwestern Oklahoma State University (Weatherford, OK)	University of Tennessee at Chattanooga, The (Chattanooga, TN)
Southwestern University (Georgetown, TX)	University of Texas at Arlington, The (Arlington, TX)
St. Edward's University (Austin, TX)*	University of Texas at Dallas, The (Richardson, TX)
St. Francis College (Brooklyn Heights, NY)	University of Texas at El Paso, The (El Paso, TX)
St. Olaf College (Northfield, MN)	University of Texas at San Antonio, The (San Antonio, TX)
Stephen F. Austin State University (Nacogdoches, TX)*	University of Texas at Tyler, The (Tyler, TX)
Stevens Institute of Technology (Hoboken, NJ)*	University of Texas of the Permian Basin, The (Odessa, TX)
SUNY College at Old Westbury (Old Westbury, NY)*	University of Texas Rio Grande Valley, The (Edinburg, TX)
SUNY College of Environmental Science and Forestry (Syracuse, NY)*	University of the District of Columbia (Washington, DC)
SUNY College of Technology at Alfred (Alfred, NY)*	University of the Ozarks (Clarksville, AR)*
SUNY Maritime College (Throggs Neck, NY)*	University of the Virgin Islands (Charlotte Amalie, VI)
SUNY-Buffalo State College (Buffalo, NY)*	University of Vermont (Burlington, VT)*
Texas A&M University - Corpus Christi (Corpus Christi, TX)*	University of West Alabama (Livingston, AL)
Texas Lutheran University (Seguin, TX)	University of Wisconsin-Eau Claire (Eau Claire, WI)*

Academic Advising (N=312), continued

University of Wisconsin-La Crosse (La Crosse, WI)*
University of Wisconsin-Milwaukee (Milwaukee, WI)*
University of Wisconsin-Superior (Superior, WI)*
University of Wisconsin-Whitewater (Whitewater, WI)*
Urbana University (Urbana, OH)*
Ursinus College (Collegeville, PA)
Valdosta State University (Valdosta, GA)*
Virginia Commonwealth University (Richmond, VA)*
Wabash College (Crawfordsville, IN)
Warren Wilson College (Swannanoa, NC)*
Washburn University (Topeka, KS)*
Weber State University (Ogden, UT)*
Wentworth Institute of Technology (Boston, MA)
West Chester University of Pennsylvania (West Chester, PA)
Western New Mexico University (Silver City, NM)*
Western Oregon University (Monmouth, OR)*
Western State Colorado University (Gunnison, CO)
Western Washington University (Bellingham, WA)*
Wofford College (Spartanburg, SC)
Woodbury University (Burbank, CA)

*2017 participant

First-Year Students

Item wording or description	Variable name	Values ^c	Response options	Frequency Distributions ^a				Statistical Comparisons ^b		
				WSC		Academic Advising		WSC	Academic Advising	Effect size ^d
				Count	%	Count	%	Mean	Mean	
1. During the current school year, about how many times have you and an academic advisor discussed your academic interests, course selections, or academic performance?										
	ADV01	0	0	4	4	7,930	11	2.3	2.2	.08
		1	1	26	26	17,381	23			
		2	2	33	33	22,679	30			
		3	3	19	20	14,568	19			
		4	4	6	6	6,523	8			
		5	5	4	4	2,358	3			
		6	6 or more	5	5	3,868	5			
			Total	97	100	75,307	100			
2. During the current school year, to what extent have your academic advisors done the following?										
a. Been available when needed	ADV02a	1	Very little	4	3	5,646	8	3.0	3.0	.07
		2	Some	18	19	14,877	20			
		3	Quite a bit	47	49	26,257	34			
		4	Very much	26	28	23,302	31			
		—	Not applicable	1	1	5,311	7			
			Total	96	100	75,393	100			
b. Listened closely to your concerns and questions	ADV02b	1	Very little	4	4	5,461	7	3.0	3.0	-.04
		2	Some	22	23	14,069	19			
		3	Quite a bit	42	43	24,654	33			
		4	Very much	27	28	24,934	33			
		—	Not applicable	1	1	6,217	8			
			Total	96	100	75,335	100			
c. Informed you of important deadlines	ADV02c	1	Very little	18	19	9,538	12	2.6	2.8	-.20
		2	Some	22	22	15,525	20			
		3	Quite a bit	33	34	22,724	30			
		4	Very much	21	23	21,626	29			
		—	Not applicable	2	3	5,918	8			
			Total	96	100	75,331	100			
d. Helped you understand academic rules and policies	ADV02d	1	Very little	13	14	9,115	12	2.6	2.8 *	-0.21
		2	Some	29	29	16,596	21			
		3	Quite a bit	34	35	22,841	30			
		4	Very much	17	18	20,005	27			
		—	Not applicable	3	4	6,753	9			
			Total	96	100	75,310	100			
e. Informed you of academic support options (tutoring, study groups, help with writing, etc.)	ADV02e	1	Very little	10	10	10,245	13	2.8	2.8	.01
		2	Some	29	30	16,786	22			
		3	Quite a bit	27	31	21,490	28			
		4	Very much	27	26	19,812	27			
		—	Not applicable	3	4	6,941	9			
			Total	96	100	75,274	100			

*p<.05, **p<.01, ***p<.001 (2-tailed); Refer to the endnotes page for the key to triangle symbols.

First-Year Students

Item wording or description	Variable name	Values ^c	Response options	Frequency Distributions ^a				Statistical Comparisons ^b		
				WSC		Academic Advising		WSC	Academic Advising	
				Count	%	Count	%	Mean	Mean	Effect size ^d
f. Provided useful information about courses	ADV02f	1	Very little	9	9	8,132	11	2.8	2.9	-.02
		2	Some	23	23	15,691	21			
		3	Quite a bit	37	40	23,919	31			
		4	Very much	26	27	22,522	30			
		—	Not applicable	1	1	5,015	7			
		Total		96	100	75,279	100			
g. Helped you when you had academic difficulties	ADV02g	1	Very little	17	18	10,708	14	2.6	2.7	-.12
		2	Some	24	24	15,120	20			
		3	Quite a bit	27	28	17,649	23			
		4	Very much	20	20	17,275	23			
		—	Not applicable	8	8	14,488	20			
		Total		96	100	75,240	100			
h. Helped you get information on special opportunities (study abroad, internships, research projects, etc.)	ADV02h	1	Very little	23	26	14,476	19	2.3	2.5	-.20
		2	Some	26	26	15,889	21			
		3	Quite a bit	23	23	16,006	21			
		4	Very much	13	14	14,622	20			
		—	Not applicable	11	11	14,211	19			
		Total		96	100	75,204	100			
i. Discussed your career interests and post-graduation plans	ADV02i	1	Very little	23	24	15,543	21	2.3	2.5	-.15
		2	Some	31	32	17,613	23			
		3	Quite a bit	25	26	16,080	21			
		4	Very much	14	15	15,427	21			
		—	Not applicable	2	3	10,447	14			
		Total		95	100	75,110	100			
3. During the current school year, how often have your academic advisors reached out to you about your academic progress or performance?										
	ADV04	1	Never	38	39	28,708	38	2.0	2.0	.00
	—15	2	Sometimes	32	34	27,565	36			
		3	Often	18	19	13,050	18			
		4	Very often	7	8	5,798	8			
		Total		95	100	75,121	100			
4. During the current school year, which of the following has been your primary source of advice regarding your academic plans? (Select one.)										
	ADV03	—	Academic advisor(s) assigned to you	41	42	26,576	36	2.0	2.0	.00
		—	Academic advisor(s) available to any student	4	5	6,202	9			
		—	Faculty or staff not formally assigned as an advisor	7	7	6,474	8			
		—	Online advising system (degree progress report, etc.)	1	1	3,062	4			
		—	Website, catalog, or other published sources	1	1	3,571	5			
		—	Friends or other students	16	15	11,894	15			
		—	Family members	20	21	12,210	16			
		—	Other, please specify:	4	4	1,515	2			
		—	I did not seek academic advice this year	2	3	3,595	5			
		Total		96	100	75,099	100			

*p<.05, **p<.01, ***p<.001 (2-tailed); Refer to the endnotes page for the key to triangle symbols.

Seniors

Item wording or description	Variable name	Values ^c	Response options	Frequency Distributions ^a				Statistical Comparisons ^b		
				WSC		Academic Advising		WSC	Academic Advising	Effect size ^d
				Count	%	Count	%	Mean	Mean	
1. During the current school year, about how many times have you and an academic advisor discussed your academic interests, course selections, or academic performance?										
	ADV01	0	0	5	5	15,074	15	3.1	2.2 ***	.53
		1	1	18	13	24,200	25			
		2	2	38	29	25,403	25			
		3	3	20	17	14,531	15			
		4	4	16	12	7,777	8			
		5	5	8	5	3,285	3			
		6	6 or more	29	20	9,701	9			
			Total	134	100	99,971	100			
2. During the current school year, to what extent have your academic advisors done the following?										
a. Been available when needed	ADV02a	1	Very little	7	5	9,366	10	3.3	2.9 ***	.34
		2	Some	14	10	19,679	20			
		3	Quite a bit	53	39	30,560	30			
		4	Very much	60	46	33,302	33			
		—	Not applicable	0	0	7,128	7			
			Total	134	100	100,035	100			
b. Listened closely to your concerns and questions	ADV02b	1	Very little	7	5	9,486	10	3.3	3.0 ***	.30
		2	Some	15	13	18,220	18			
		3	Quite a bit	45	33	28,687	28			
		4	Very much	64	48	34,635	35			
		—	Not applicable	1	1	8,938	9			
			Total	132	100	99,966	100			
c. Informed you of important deadlines	ADV02c	1	Very little	17	13	16,095	16	2.9	2.8	.16
		2	Some	28	20	20,067	20			
		3	Quite a bit	38	29	26,072	26			
		4	Very much	51	39	29,151	30			
		—	Not applicable	0	0	8,592	9			
			Total	134	100	99,977	100			
d. Helped you understand academic rules and policies	ADV02d	1	Very little	16	13	16,063	16	2.9	2.7 *	.20
		2	Some	26	19	21,197	21			
		3	Quite a bit	42	31	24,406	24			
		4	Very much	49	36	25,816	26			
		—	Not applicable	1	1	12,445	12			
			Total	134	100	99,927	100			
e. Informed you of academic support options (tutoring, study groups, help with writing, etc.)	ADV02e	1	Very little	22	17	21,569	22	2.7	2.5 *	.20
		2	Some	35	26	22,261	22			
		3	Quite a bit	37	27	19,906	20			
		4	Very much	36	28	20,476	21			
		—	Not applicable	4	3	15,655	16			
			Total	134	100	99,867	100			

Seniors

Item wording or description	Variable name	Values ^c	Response options	Frequency Distributions ^a				Statistical Comparisons ^b		
				WSC		Academic Advising		WSC	Academic Advising	
				Count	%	Count	%	Mean	Mean	Effect size ^d
f. Provided useful information about courses	ADV02f	1	Very little	10	8	15,325	16	3.1	2.7 ***	.36
		2	Some	21	15	21,012	21			
		3	Quite a bit	47	34	26,658	26			
		4	Very much	55	42	27,791	28			
		—	Not applicable	1	1	9,103	9			
		Total		134	100	99,889	100			
g. Helped you when you had academic difficulties	ADV02g	1	Very little	11	10	17,009	18	3.0	2.6 ***	.36
		2	Some	17	12	17,682	18			
		3	Quite a bit	50	37	19,475	19			
		4	Very much	45	34	23,342	23			
		—	Not applicable	11	7	22,350	23			
		Total		134	100	99,858	100			
h. Helped you get information on special opportunities (study abroad, internships, research projects, etc.)	ADV02h	1	Very little	22	16	22,084	23	2.8	2.4 **	.27
		2	Some	25	20	18,301	18			
		3	Quite a bit	33	25	17,978	17			
		4	Very much	42	30	20,477	20			
		—	Not applicable	12	8	20,999	22			
		Total		134	100	99,839	100			
i. Discussed your career interests and post-graduation plans	ADV02i	1	Very little	18	12	23,617	25	2.9	2.4 ***	.37
		2	Some	29	23	20,933	21			
		3	Quite a bit	35	28	18,666	18			
		4	Very much	50	35	23,286	22			
		—	Not applicable	2	2	13,128	14			
		Total		134	100	99,630	100			
3. During the current school year, how often have your academic advisors reached out to you about your academic progress or performance?										
	ADV04	1	Never	30	22	44,875	45	2.2	1.9 ***	.42
	_15	2	Sometimes	58	44	32,394	32			
		3	Often	30	24	14,923	15			
		4	Very often	15	11	7,472	8			
		—	Not applicable							
		Total		133	100	99,664	100			
4. During the current school year, which of the following has been your primary source of advice regarding your academic plans? (Select one.)										
	ADV03	—	Academic advisor(s) assigned to you	71	54	31,099	32	2.2	1.9 ***	.42
		—	Academic advisor(s) available to any student	5	5	9,465	10			
		—	Faculty or staff not formally assigned as an advisor	13	9	16,387	16			
		—	Online advising system (degree progress report, etc.)	6	4	8,164	9			
		—	Website, catalog, or other published sources	2	1	5,431	6			
		—	Friends or other students	13	10	11,776	12			
		—	Family members	14	10	8,196	8			
		—	Other, please specify:	5	3	3,076	3			
		—	I did not seek academic advice this year	4	3	6,085	6			
		Total		133	100	99,679	100			

*p<.05, **p<.01, ***p<.001 (2-tailed); Refer to the endnotes page for the key to triangle symbols.

First-Year Students

Variable name	N	Mean		Standard error ^f		Standard deviation ^g		DF ^h	Sig. ⁱ	Effect size ^d
	WSC	WSC	Academic Advising	WSC	Academic Advising	WSC	Academic Advising			
ADV01	98	2.33	2.21	.14	.01	1.43	1.50	77,323	.429	.08
ADV02a	96	3.02	2.96	.08	.00	0.78	0.94	95	.424	.07
ADV02b	96	2.97	3.00	.09	.00	0.84	0.94	70,880	.717	-.04
ADV02c	94	2.62	2.83	.11	.00	1.05	1.03	71,129	.055	-.20
ADV02d	94	2.58	2.80	.10	.00	0.96	1.01	70,311	.039	-.21
ADV02e	94	2.77	2.76	.10	.00	0.97	1.04	70,035	.933	.01
ADV02f	96	2.85	2.87	.10	.00	0.93	1.00	72,045	.822	-.02
ADV02g	89	2.56	2.69	.11	.00	1.05	1.07	62,144	.253	-.12
ADV02h	86	2.29	2.51	.11	.00	1.06	1.10	62,284	.069	-.20
ADV02i	93	2.33	2.49	.11	.00	1.01	1.10	92	.132	-.15
ADV04_15	96	1.96	1.96	.10	.00	0.96	0.94	77,105	.980	.00





Seniors

Variable name	N	Mean		Standard error ^f		Standard deviation ^g		DF ^h	Sig. ⁱ	Effect size ^d
	WSC	WSC	Academic Advising	WSC	Academic Advising	WSC	Academic Advising			
ADV01	134	3.13	2.21	.16	.00	1.84	1.74	128,527	.000	.53
ADV02a	133	3.27	2.93	.07	.00	0.83	0.99	133	.000	.34
ADV02b	130	3.26	2.97	.08	.00	0.86	1.00	116,960	.001	.30
ADV02c	133	2.93	2.76	.09	.00	1.05	1.09	117,540	.059	.16
ADV02d	132	2.91	2.69	.09	.00	1.04	1.09	132	.018	.20
ADV02e	130	2.69	2.47	.09	.00	1.07	1.12	108,296	.024	.20
ADV02f	132	3.11	2.73	.08	.00	0.94	1.08	132	.000	.36
ADV02g	123	3.02	2.61	.09	.00	0.96	1.14	123	.000	.36
ADV02h	122	2.76	2.45	.10	.00	1.10	1.16	122	.002	.27
ADV02i	131	2.88	2.45	.09	.00	1.04	1.16	131	.000	.37
ADV04_15	133	2.24	1.85	.08	.00	0.92	0.94	128,137	.000	.42

Endnotes

- a. Column percentages are weighted by institution-reported sex and enrollment status (and institution size for comparison groups). Percentages may not sum to 100 due to rounding. Counts are unweighted; column percentages cannot be replicated from counts.
- b. All statistics are weighted by institution-reported sex and enrollment status (and institution size for comparison groups). Unless otherwise noted, statistical comparisons are two-tailed independent t -tests. Items with categorical response sets are left blank.
- c. These are the values used to calculate means. For the majority of items, these values match the codes in the data file and codebook.
- d. Effect size for independent t -tests uses Cohen's d ; z -tests use Cohen's h .
- e. Statistics are weighted by institution-reported sex and enrollment status (and institution size for comparison groups). Categorical items are not listed.
- f. The 95% confidence interval for the population mean is equal to the sample mean plus or minus 1.96 times the standard error of the mean.
- g. A measure of the amount individual scores deviate from the mean of all the scores in the distribution.
- h. Degrees of freedom used to compute the t -tests. Values differ from N s due to weighting and whether equal variances were assumed.
- i. Statistical comparisons are two-tailed independent t -tests or z -tests. Statistical significance represents the probability that the difference between your students' mean and that of the students in the comparison group is due to chance.
- j. Statistical comparison uses z -test to compare the proportion who responded (depending on the item) "Done or in progress" or "Yes" with all who responded otherwise.
- k. Mean represents the proportion who responded (depending on the item) "Done or in progress" or "Yes."

Key to symbols:

-  **Your students' average** was significantly higher ($p < .05$) with an effect size at least .3 in magnitude.
-  **Your students' average** was significantly higher ($p < .05$) with an effect size less than .3 in magnitude.
-  **Your students' average** was significantly lower ($p < .05$) with an effect size less than .3 in magnitude.
-  **Your students' average** was significantly lower ($p < .05$) with an effect size at least .3 in magnitude.

Note: It is important to interpret the direction of differences relative to item wording and your institutional context.