

WAYNE STATE COLLEGE
Graduate Employment Report
(Bachelor's Degrees Received from December 2022 through August 2023)

By Major Code

Program Name	No. of Grads	No. Surveyed	Related Employ	Non-Related Employ	Grad/ Prof. School	Not employed	If Employed: % Related Employ**	% Employed or Grad School***	Employed/Grad Sch.		Average Wage	Low Wage	High Wage	Number of Wages Reported
									In Nebr	Out of State				
Art K-12 Education	3	3	3				100%	100%	3		37,617	36,000	38,850	3
Art/Graphic Design	8	7	4	2		1	67%	86%	4	2	32,058	28,080	37,440	4
Art/Studio Art	3	3		1	1	1	0%	67%	1	1	*	*	*	1
Communication Studies/Comm Studies	7	7	4	1	1	1	80%	86%	3	2	39,749	32,448	45,000	3
Communication Studies/Org Ldrshp & Publ Rel	1	1	1				100%	100%		1	*	*	*	1
Communication Studies/Theatre Arts	2	2		1		1	0%	50%	1		*	*	*	1
Mass Comm/Digital Film Production & Theory	2	2	1		1		100%	100%	1	1				
Mass Comm/Electronic Media	5	5	4			1	100%	80%	3	1	*	*	*	2
Geography	1	1	1				100%	100%	1		*	*	*	1
History	1	1		1			0%	100%	1					
Political Science	3	2			1	1		50%	1		*	*	*	1
English Language Arts Education	1	1	1				100%	100%	1		*	*	*	1
English Literature	1	1		1			0%	100%	1		*	*	*	1
English Writing	3	3	2		1		100%	100%	3		*	*	*	2
English Writing & Literature	4	3	2	1			67%	100%	2	1	*	*	*	2
Secondary English Education	8	8	8				100%	100%	7	1	41,590	38,950	46,000	5
Spanish	4	4	3	1			75%	100%	3	1	*	*	*	2
Music/General Music	1	1			1			100%		1				
Music/Performance	1	1	1				100%	100%		1	*	*	*	1
Music/Vocal & Instrumental K-12 Education	8	8	8				100%	100%	8		40,733	36,000	47,000	6
Music/Vocal PK-12 Education	1	1	1				100%	100%	1		*	*	*	1
Business Administration/Accounting	5	5	5				100%	100%	5		50,400	41,600	56,000	4
Business Administration/Agri-Business	8	8	8				100%	100%	7	1	65,750	50,000	80,000	4
Business Administration/Economics	3	3	2		1		100%	100%	2	1				
Business Administration/Finance	11	11	10		1		100%	100%	6	5	41,073	31,200	73,500	5
Business Administration/Human Resources Mgmt.	21	20	18	2			90%	100%	14	6	56,356	31,200	108,160	12
Business Administration/Management	34	33	27	1	4	1	96%	97%	25	7	50,235	20,800	110,000	23
Business Administration/Marketing	18	17	15	1		1	94%	94%	14	2	38,800	22,880	56,160	8
Business Administration/Office Administration	3	3	3				100%	100%	2	1	45,200	40,000	54,000	3
Business Administration/Professional Studies	7	6	5			1	100%	83%	3	1	51,725	35,360	92,000	4
Business Administration/Public Accounting	4	4	4				100%	100%	4		*	*	*	2
Business, Marketing & Info Tech Ed.	1	1				1		0%						
Computer Info. Systems/Int. Technology Support	1	1	1				100%	100%	1					
Computer Info. Systems/Networking	5	5	5				100%	100%	4	1	51,013	33,280	74,000	3
Computer Info. Systems/Programmer-Analyst	5	4	3			1	100%	75%	2	1	*	*	*	1
Computer Science	11	9	7	1		1	88%	89%	8		*	*	*	2
Early Childhood	10	10	8	2			80%	100%	9	1	32,060	23,400	43,680	6
Family & Consumer Sciences	1	1			1			100%	1					
Fam/Cons Sci - Fashion Merchandising	1	1		1			0%	100%		1				
Fam/Cons Sci - Foods & Nutrition	3	3	3				100%	100%	3		*	*	*	1
Fam/Cons Sci - Interior Design	5	5	4	1			80%	100%	3	2	*	*	*	2
Fam/Cons Sciences Education	5	5	5				100%	100%	5		*	*	*	1
Engineering Technology	2	2	2				100%	100%	2		*	*	*	2
Ind Tech/Construction Management	13	13	9	2		2	82%	85%	7	4	61,964	35,750	82,160	7
Ind Tech/Drafting, Planning & Design	8	7	7				100%	100%	7		62,500	52,000	70,000	4
Ind Tech/Safety Management	1	1		1			0%	100%	1					
Industrial Technology Education	5	5	5				100%	100%	5		*	*	*	2
Technology/Construction Occupations	12	12	12				100%	100%	12		66,920	41,600	80,000	5
Technology/Drafting Occupations	2	2	2				100%	100%	2					
Technology/Industrial Management	2	2	1		1		100%	100%	1	1				

WAYNE STATE COLLEGE
Graduate Employment Report
(Bachelor's Degrees Received from December 2022 through August 2023)
By Major Code

Program Name	No. of Grads	No. Surveyed	Related Employ	Non-Related Employ	Grad/Prof. School	Not employed	If Employed: % Related Employ**	% Employed or Grad School***	Employed/Grad Sch.		Average Wage	Low Wage	High Wage	Number of Wages Reported
									In Nebr	Out of State				
Technology/Management Services Occupations	1	1			1			100%	1					
Human Service Counseling	27	22	15	1	5	1	94%	95%	19	2	32,475	19,240	40,000	11
Early Childhood Inclusive Birth-Grade 3	3	3	2			1	100%	67%	2		*	*	*	1
Elementary Education	69	63	55	1	2	5	98%	92%	54	4	40,476	32,000	58,240	30
Middle Level Education	7	7	7				100%	100%	6	1	42,000	35,000	49,000	4
Special Education K-12	9	9	7		1	1	100%	89%	6	2	*	*	*	1
Psychology	15	15	3	3	8	1	50%	93%	12	2	33,870	21,320	51,000	8
Social Sciences Education	4	3	3				100%	100%	3		40,333	36,000	45,000	3
Sociology	3	3		1	2		0%	100%	2	1	31,893	27,040	35,360	3
Criminal Justice	73	69	32	18	10	9	64%	87%	52	8	46,306	26,000	100,000	32
Applied Human & Sport Physiology	11	11			10	1		91%	6	4	*	*	*	2
Exercise Science	11	8	6	1	1		86%	100%	8		38,507	29,120	50,000	3
Health & Physical Education K-12	13	12	10			2	100%	83%	10		39,750	34,107	49,000	9
Sport Management	15	14	9	3		2	75%	86%	7	5	35,360	24,960	45,760	4
Life Sciences/Biology	34	30	7	3	19	1	70%	97%	26	3	37,958	23,400	65,000	12
Life Sciences/Clinical Laboratory Science	1	1	1				100%	100%	1					
Life Sciences/Health Sciences	2	2			2			100%		2				
Life Sciences/Mortuary Science	1	1			1			100%		1				
Chemistry/Chemical Sciences	4	4	3		1		100%	100%	3	1	44,928	38,480	54,080	3
Chemistry/Fermentation Science	1	1	1				100%	100%		1	*	*	*	1
Chemistry/Health Sciences	16	16		2	14		0%	100%	12	4	40,004	33,280	52,000	4
Mathematics Education	6	6	5		1		100%	100%	6		*	*	*	1
Science Education	7	7	7				100%	100%	5	2	42,400	40,000	44,000	5
Interdisciplinary Studies	11	11	8	1		2	89%	82%	8	1	43,777	31,200	81,120	6
TOTALS	619	583	396	55	92	40	87.8%	93.1%	449	92	43,999			282

** Percentages based on all employed

*** Percentages based on all surveyed

WAYNE STATE COLLEGE
Graduate Employment Report
(Bachelor's Degrees Received from December 2022 through August 2023)

By Field

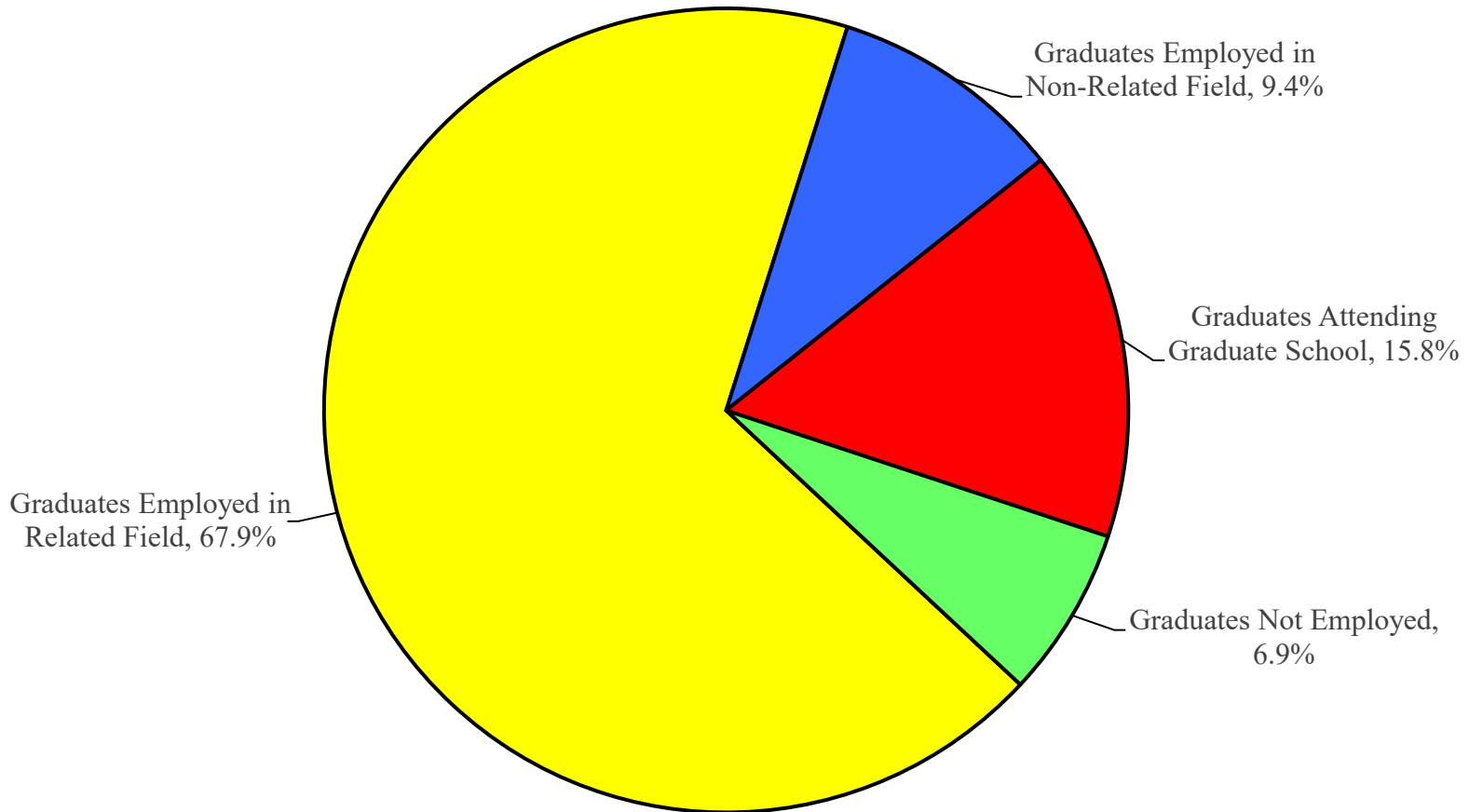
Program Name	No. of Grads	No. Surveyed	Related Employ	Non-Related Employ	Grad/ Prof. School	Not employed	If Employed: % Related Employ**	% Employed or Grad School***	Employed/Grad Sch.		Average Wage	Low Wage	High Wage	Number of Wages Reported
									In Nebr	Out of State				
Art	14	13	7	3	1	2	70%	85%	8	3	33,385	26,000	38,850	8
Communication Studies	10	10	5	2	1	2	71%	80%	4	3	36,850	26,520	45,000	5
Mass Communication	7	7	5		1	1	100%	86%	4	2	*	*	*	2
Geography	1	1	1				100%	100%	1		*	*	*	1
History	1	1		1			0%	100%	1					
Political Science	3	2			1	1		50%	1		*	*	*	1
English	17	16	13	2	1		87%	100%	14	2	37,354	29,120	46,000	11
Spanish	4	4	3	1			75%	100%	3	1	*	*	*	2
Music	11	11	10		1		100%	100%	9	2	45,800	36,000	80,000	8
Business	115	111	97	4	6	4	96%	96%	82	24	50,301	20,800	110,000	65
Computer Information Systems	11	10	9			1	100%	90%	7	2	53,260	33,280	74,000	4
Computer Science	11	9	7	1		1	88%	89%	8		*	*	*	2
Early Childhood	10	10	8	2			80%	100%	9	1	32,060	23,400	43,680	6
Family & Consumer Sciences	15	15	12	2	1		86%	100%	12	3	35,220	27,040	44,720	4
Industrial Technology	29	28	23	3		2	88%	93%	22	4	60,383	35,750	82,160	15
Technology	17	17	15		2		100%	100%	16	1	66,920	41,600	80,000	5
Human Service Counseling	27	22	15	1	5	1	94%	95%	19	2	32,475	19,240	40,000	11
Early Childhood Inclusive Birth-Grade 3	3	3	2			1	100%	67%	2		*	*	*	1
Elementary Education	69	63	55	1	2	5	98%	92%	54	4	40,476	32,000	58,240	30
Middle Level Education	7	7	7				100%	100%	6	1	42,000	35,000	49,000	4
Special Education	9	9	7		1	1	100%	89%	6	2	*	*	*	1
Psychology	15	15	3	3	8	1	50%	93%	12	2	33,870	21,320	51,000	8
Social Sciences	4	3	3				100%	100%	3		40,333	36,000	45,000	3
Sociology	3	3		1	2		0%	100%	2	1	31,893	27,040	35,360	3
Criminal Justice	73	69	32	18	10	9	64%	87%	52	8	46,306	26,000	100,000	32
Applied Human & Sport Physiology	11	11			10	1		91%	6	4	*	*	*	2
Exercise Science	11	8	6	1	1		86%	100%	8		38,507	29,120	50,000	3
Health & Physical Education K-12	13	12	10			2	100%	83%	10		39,750	34,107	49,000	9
Sport Management	15	14	9	3		2	75%	86%	7	5	35,360	24,960	45,760	4
Life Sciences	38	34	8	3	22	1	73%	97%	27	6	37,958	23,400	65,000	12
Chemistry	21	21	4	2	15		67%	100%	15	6	41,530	33,280	54,080	8
Mathematics	6	6	5		1		100%	100%	6		*	*	*	1
Science Education	7	7	7				100%	100%	5	2	42,400	40,000	44,000	5
Interdisciplinary Studies	11	11	8	1		2	89%	82%	8	1	43,777	31,200	81,120	6
TOTALS	619	583	396	55	92	40	87.8%	93.1%	449	92	43,999			282

** Percentages based on all employed

*** Percentages based on all surveyed

WAYNE STATE COLLEGE

2022-2023 Graduate Employment Rate*




*Percentages based on all surveyed. 94% (583/619) of all graduates were surveyed.

** 93.1% of WSC Graduates surveyed were Employed (Related or Non-Related to field of study) or Attending Graduate/Professional School.

WAYNE STATE COLLEGE

Location of Employment or Graduate/Professional School for 2022-2023 Graduates




*Percentages based on all reporting Location. Not all surveyed provided Location information.

**Includes all graduates employed (related or non-related to field of study) and graduates attending graduate/professional school.

WAYNE STATE COLLEGE


2022-2023 Graduate Employment*



*Percentages based on all Employed. Does not include all Surveyed.

WAYNE STATE COLLEGE

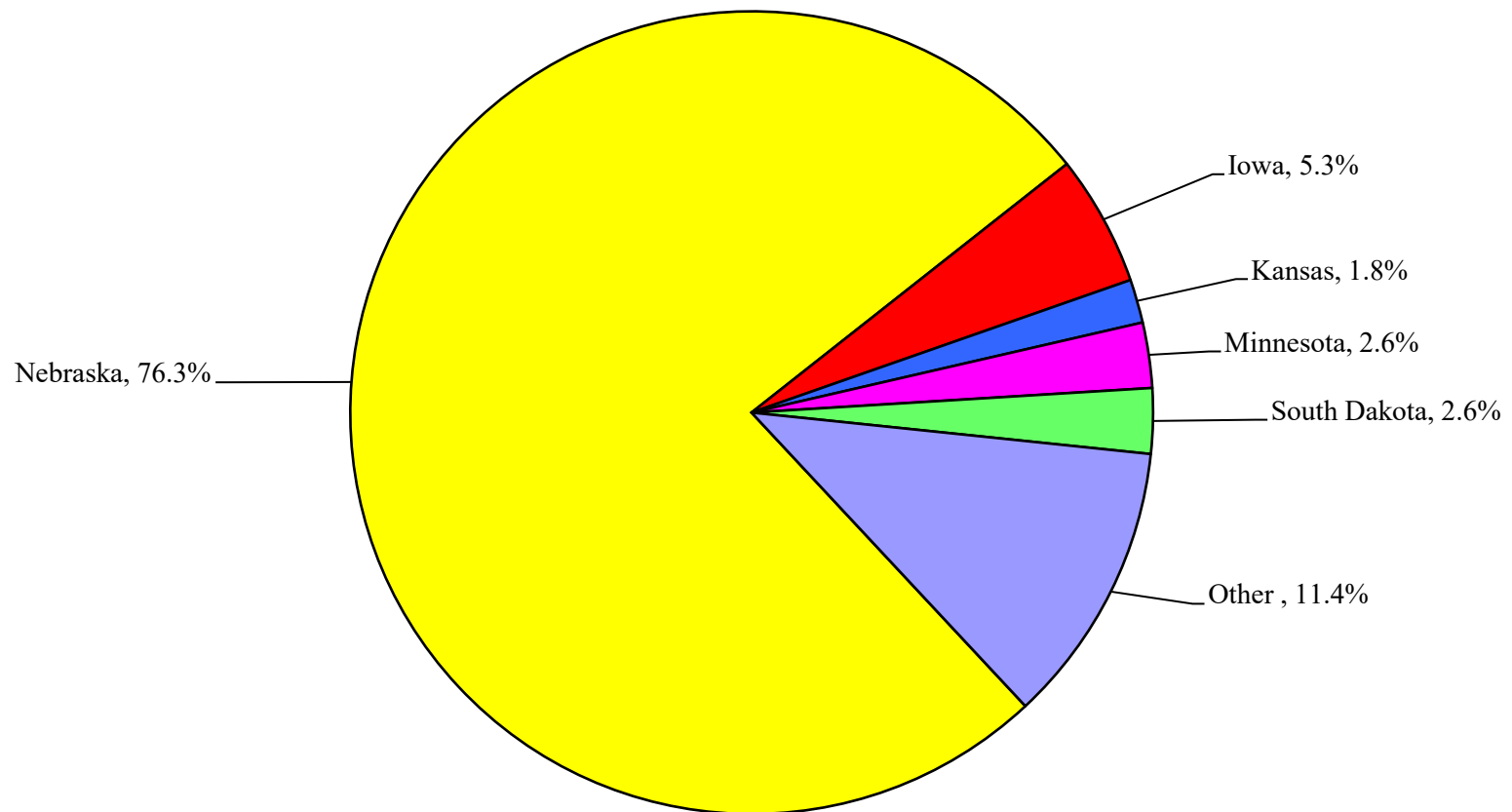
2022-2023 Location of Graduates Attending Graduate/Professional School



*Percentages based on all Attending Graduate/Professional School and reporting Location. Does not include all Surveyed.

WAYNE STATE COLLEGE

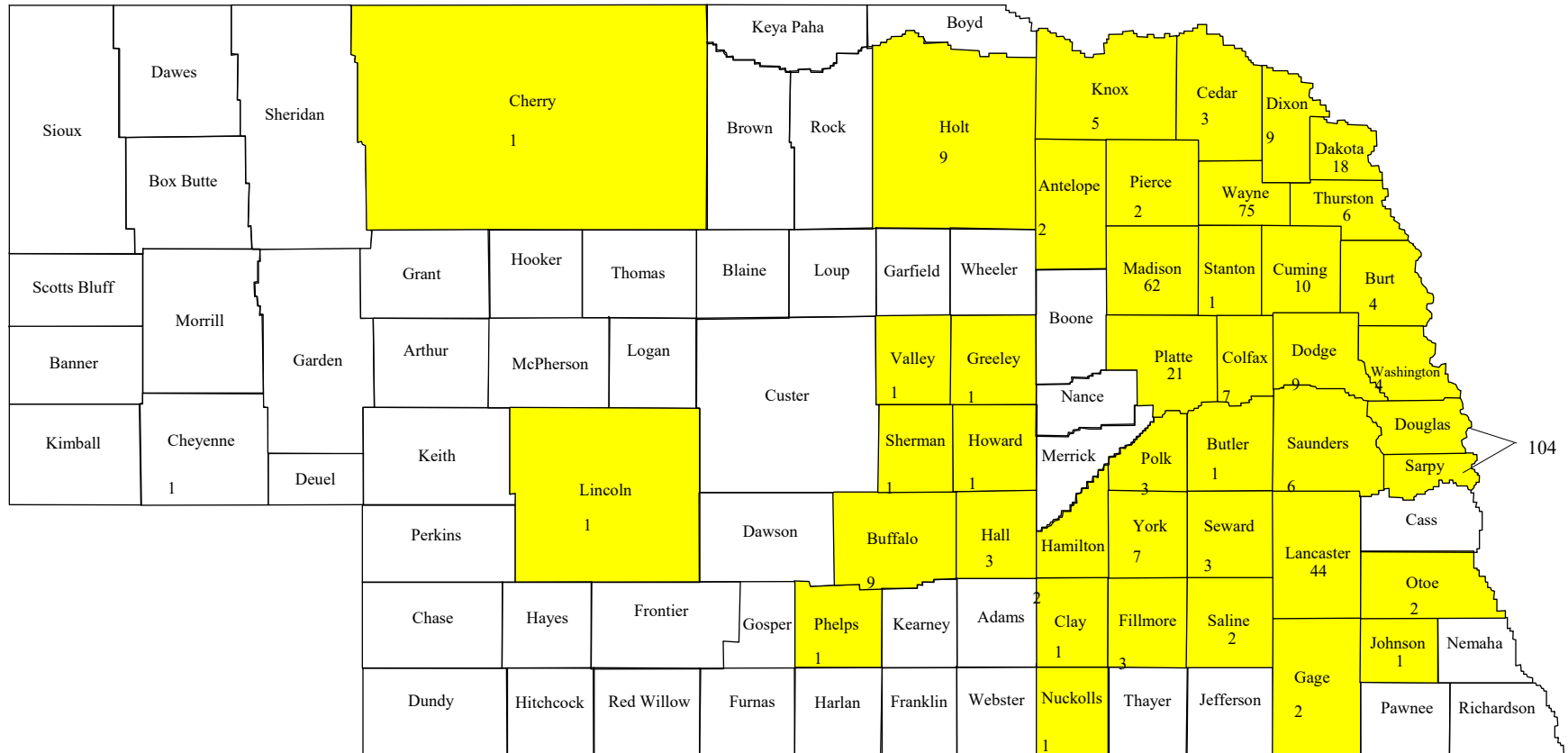
2022-2023 States Where Graduates Are Attending Graduate/Professional School



*Percentages based on all Attending Graduate/Professional School and reporting Location. Does not include all Surveyed.

WAYNE STATE COLLEGE

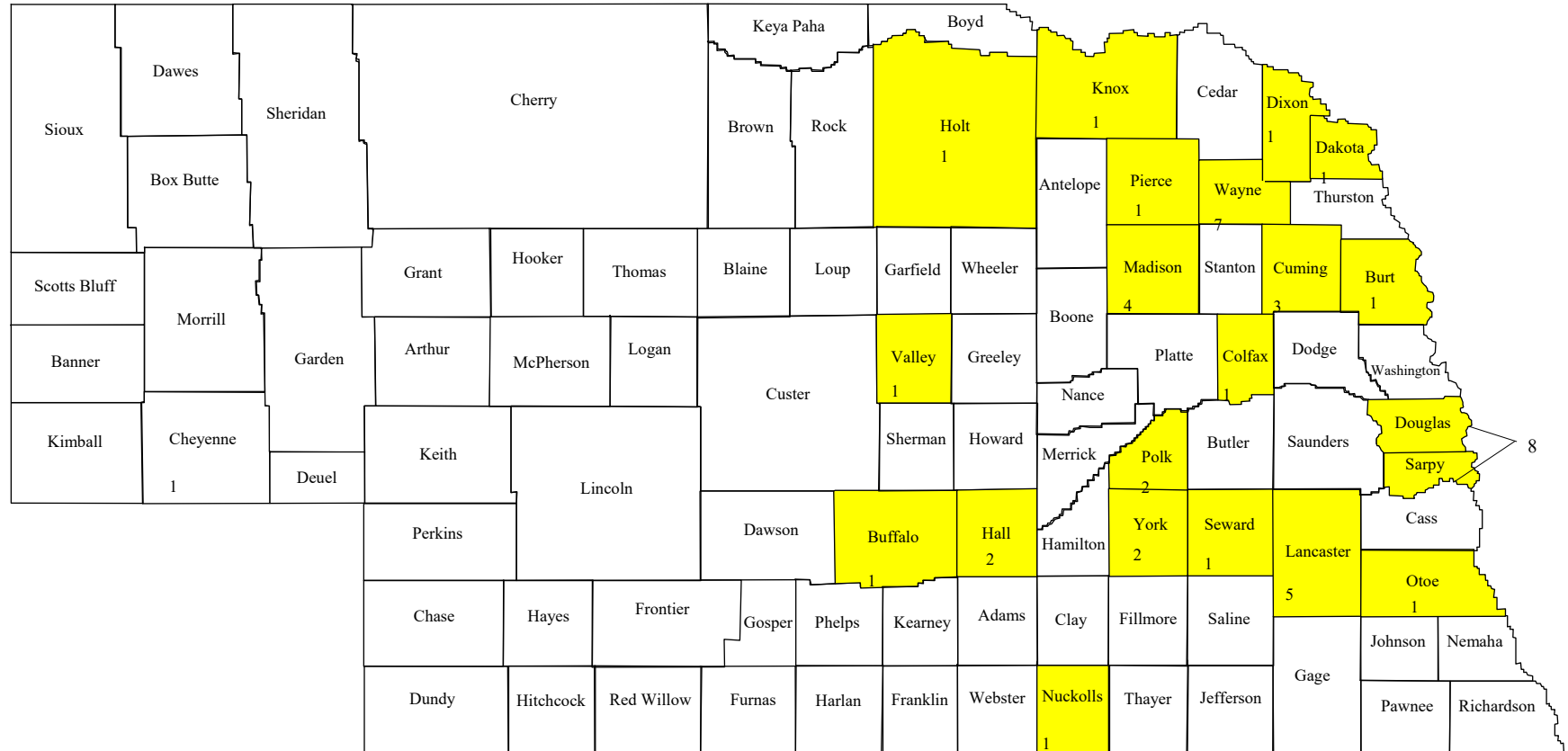
2022-2023 Graduates Working or Studying in Nebraska



***Counts exclude one graduate who did not indicate exact Nebraska location
 Counts include 8 Interdisciplinary graduates not reported on the School breakouts*

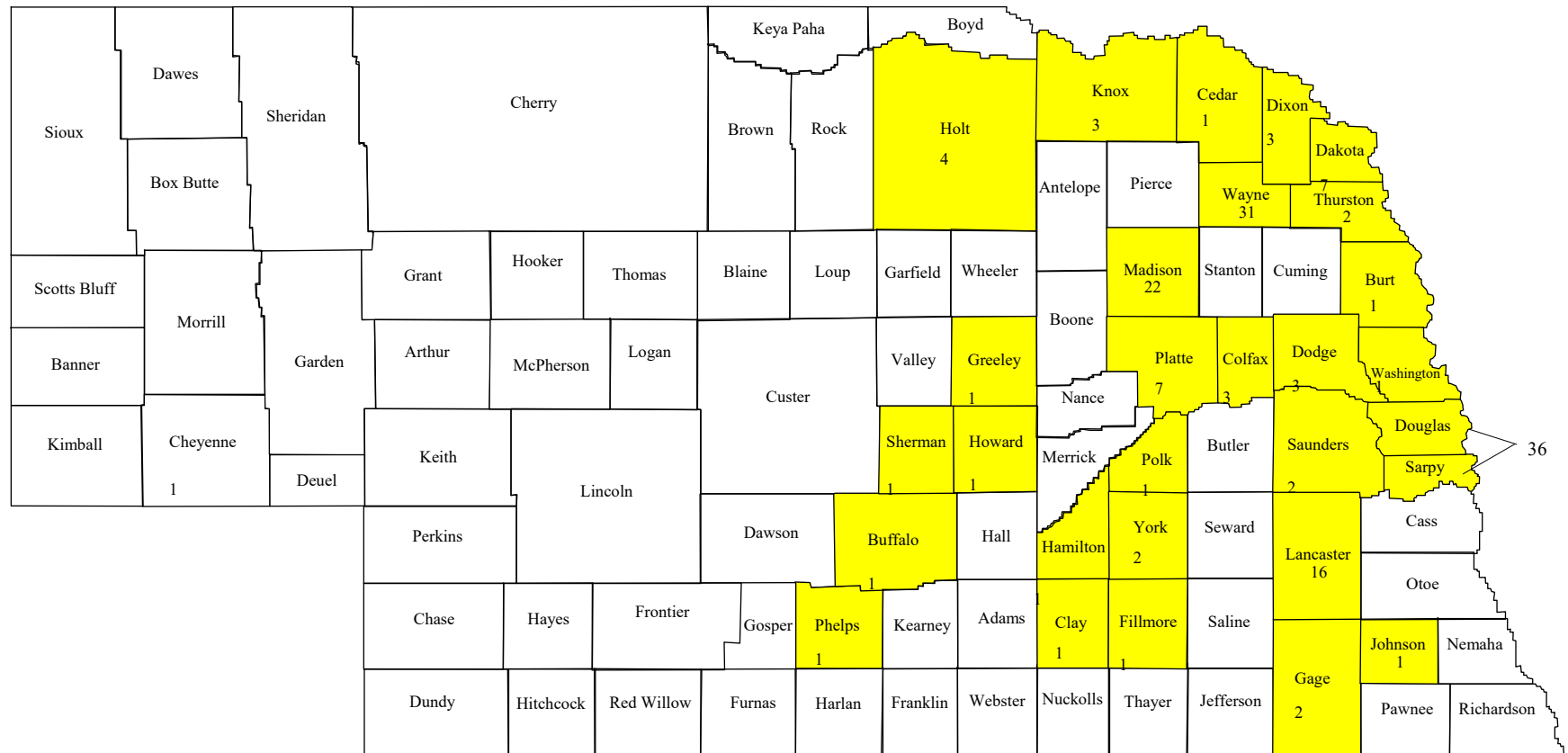
WAYNE STATE COLLEGE

2022-2023 Arts and Humanities Graduates Working or Studying in Nebraska



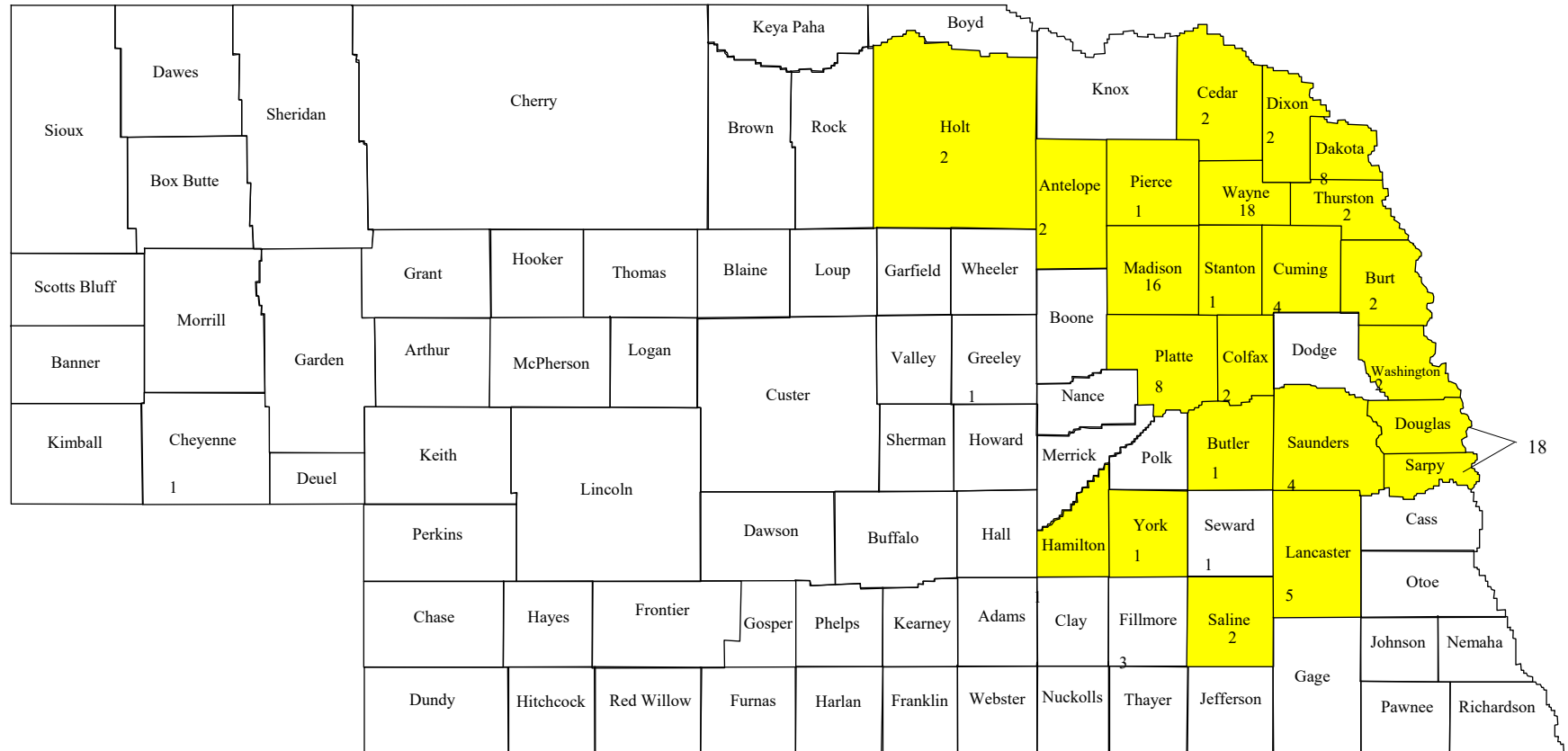
WAYNE STATE COLLEGE

2022-2023 Business and Technology Graduates Working or Studying in Nebraska



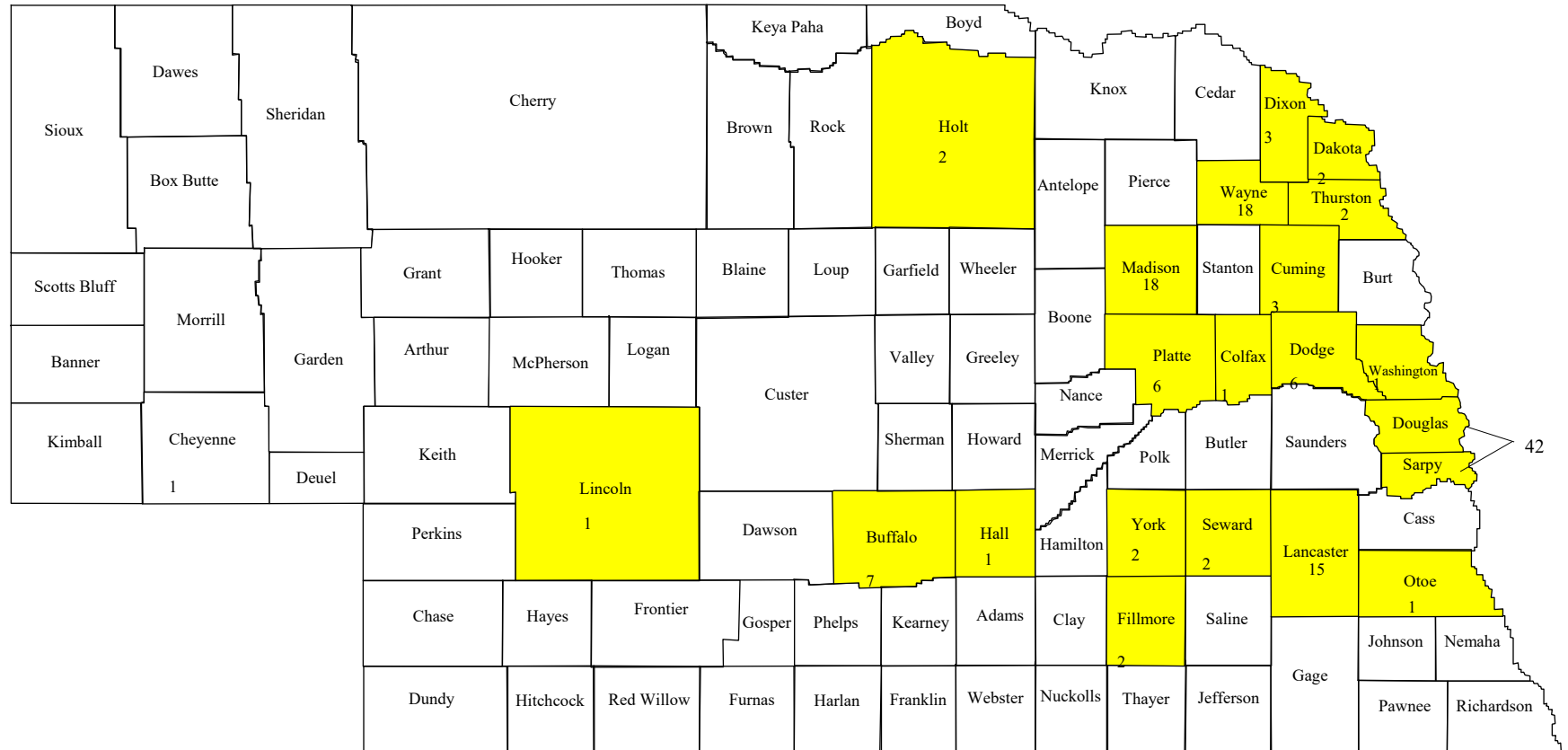
WAYNE STATE COLLEGE

2022-2023 Education and Behavioral Sciences Graduates Working or Studying in Nebraska



WAYNE STATE COLLEGE

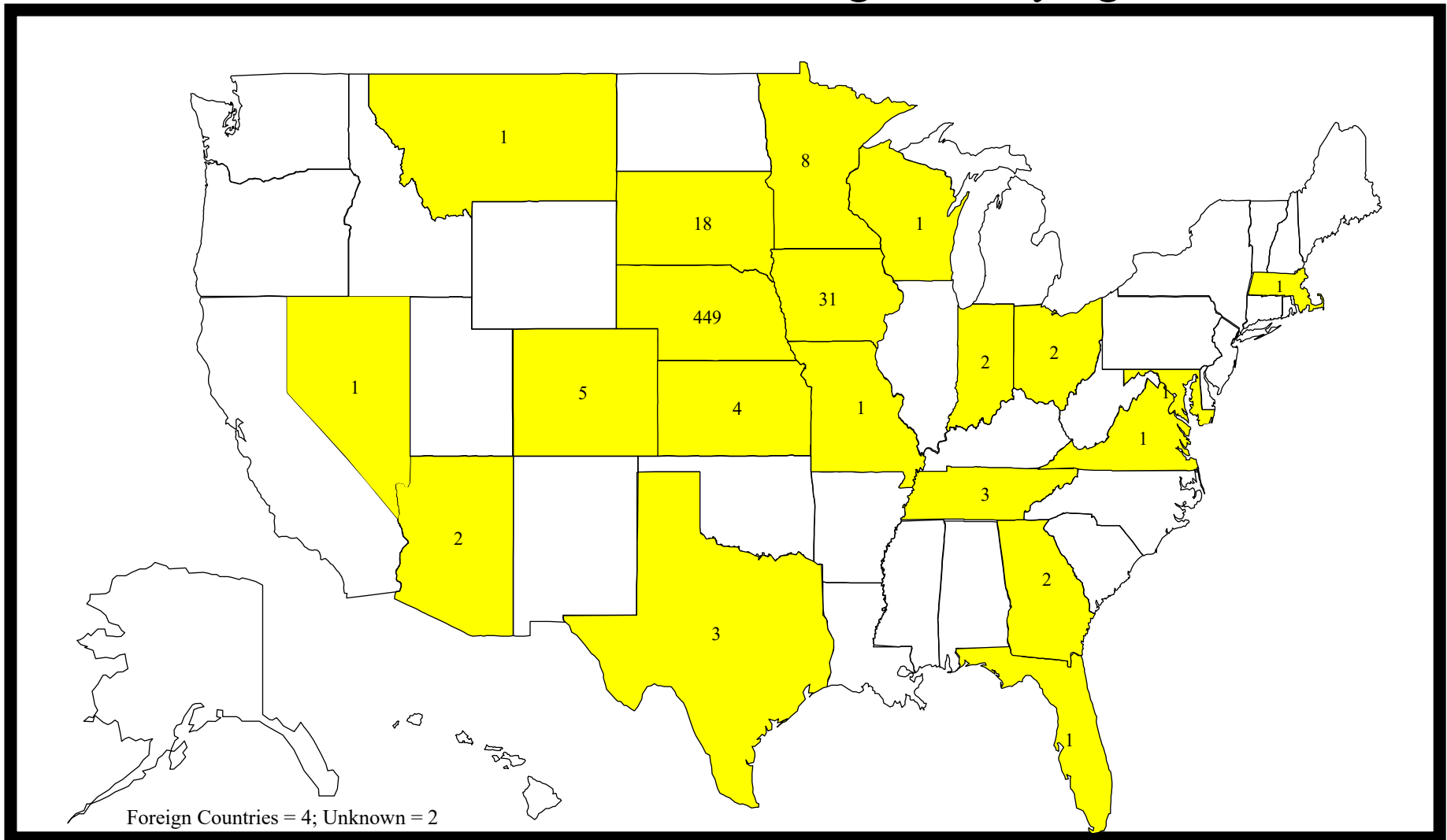
2022-2023 Science, Health and Criminal Justice Graduates Working or Studying in Nebraska



**Counts exclude one graduate who did not indicate exact Nebraska location*

WAYNE STATE COLLEGE

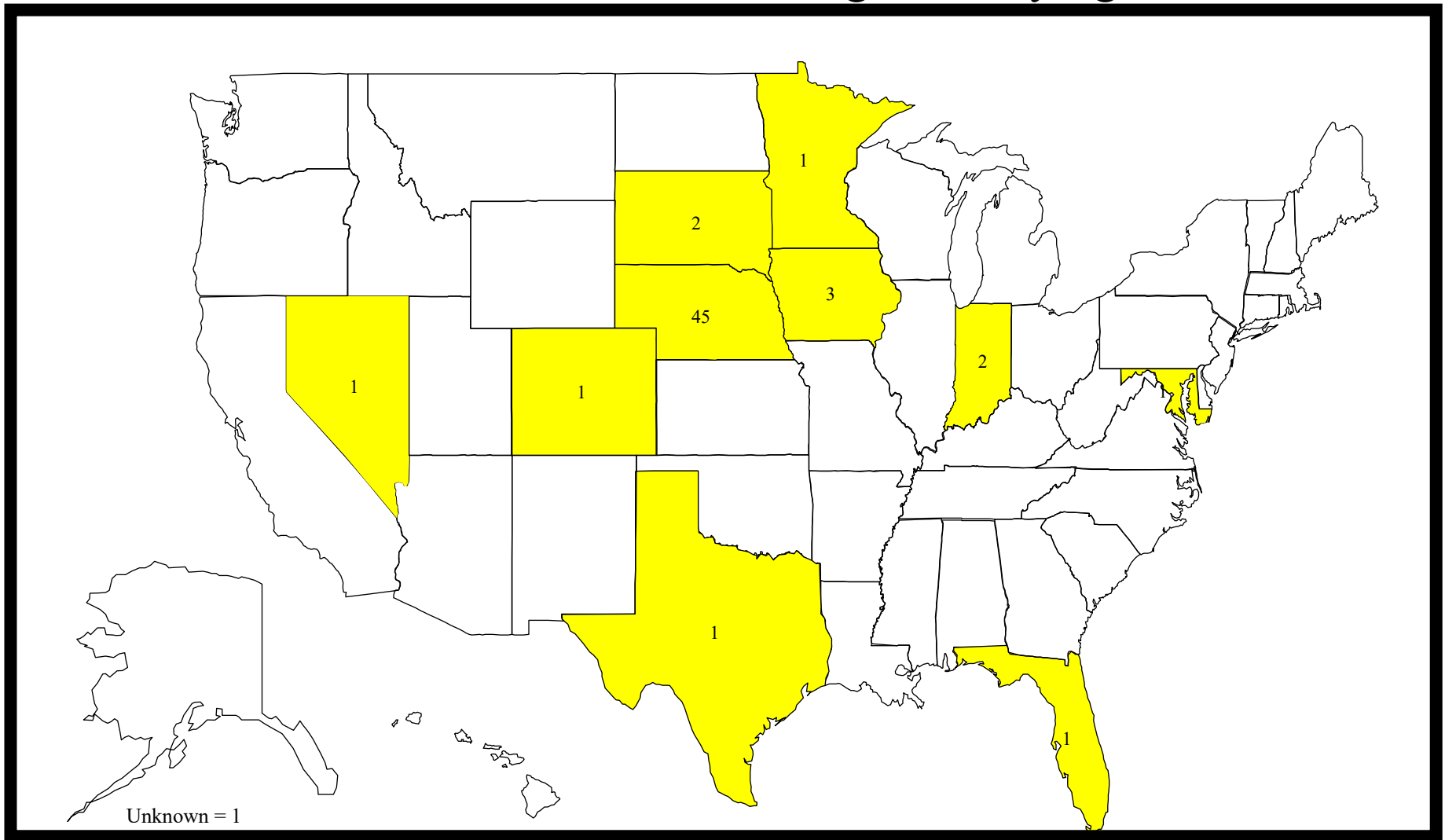
States Where 2022-2023 Wayne State Graduates Are Working or Studying



***Counts include 9 Interdisciplinary graduates not reported on the School breakouts.*

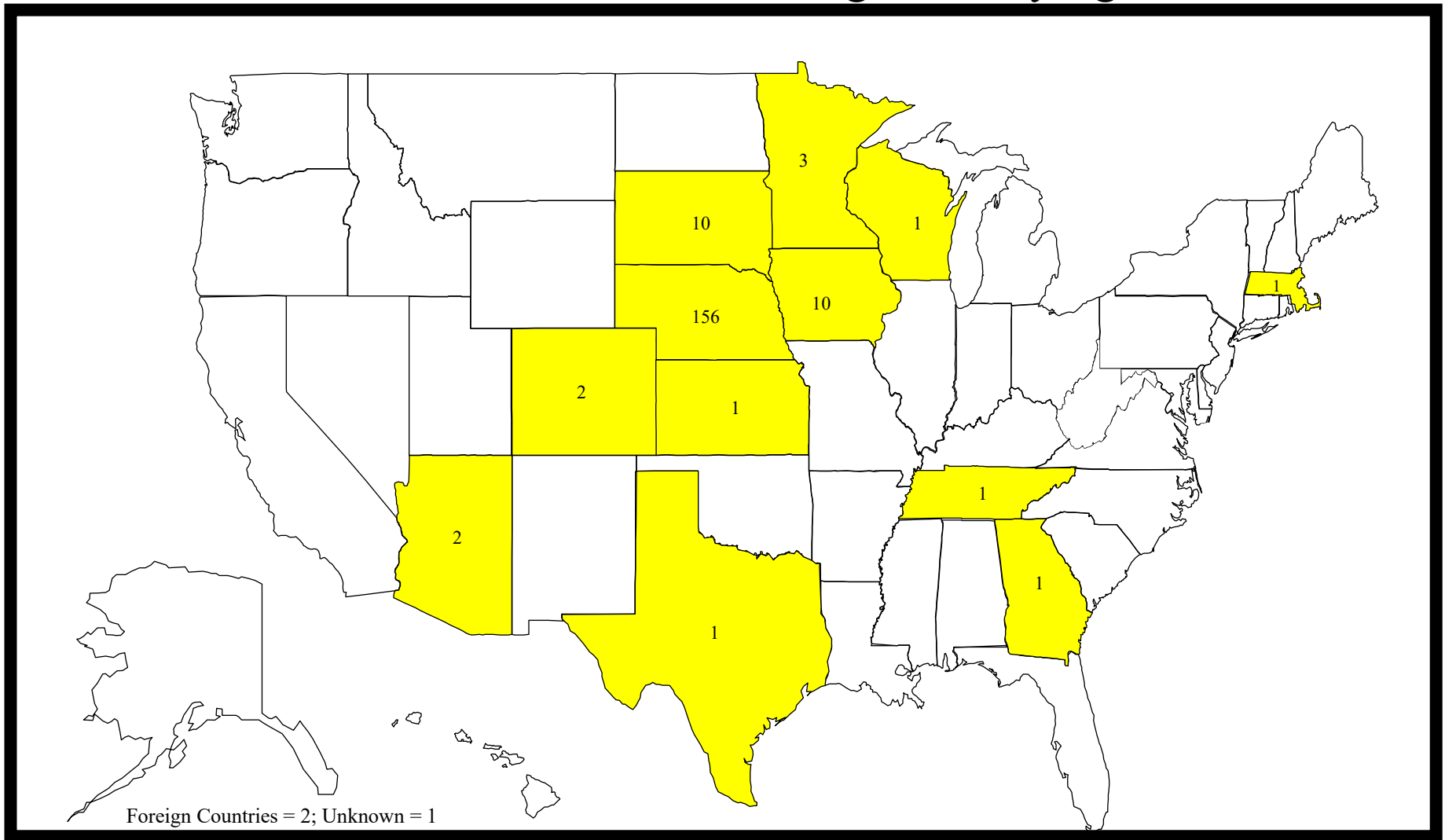
WAYNE STATE COLLEGE

States Where 2022-2023 Arts and Humanities
Graduates Are Working or Studying



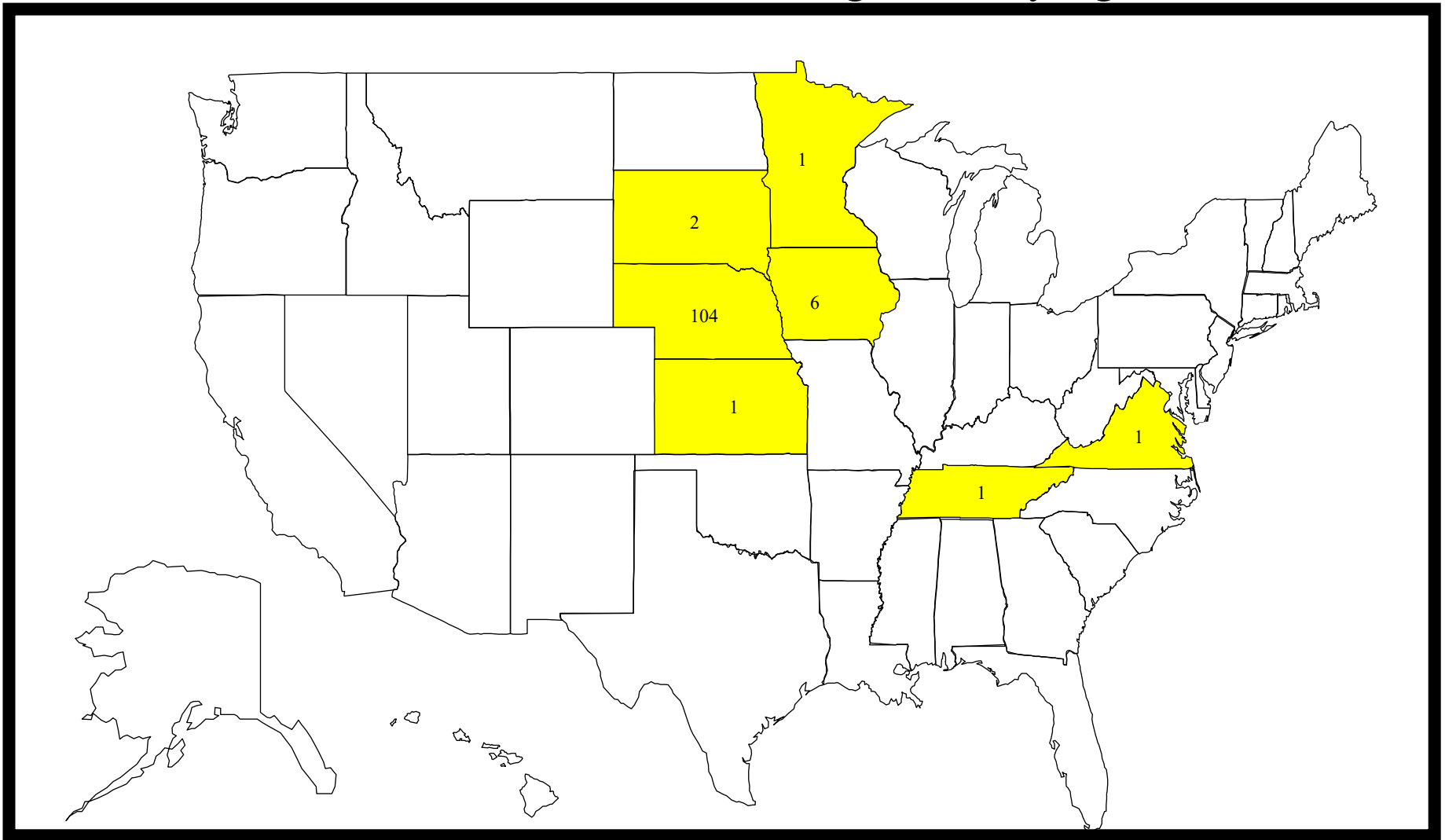
WAYNE STATE COLLEGE

States Where 2022-2023 Business and Technology
Graduates Are Working or Studying



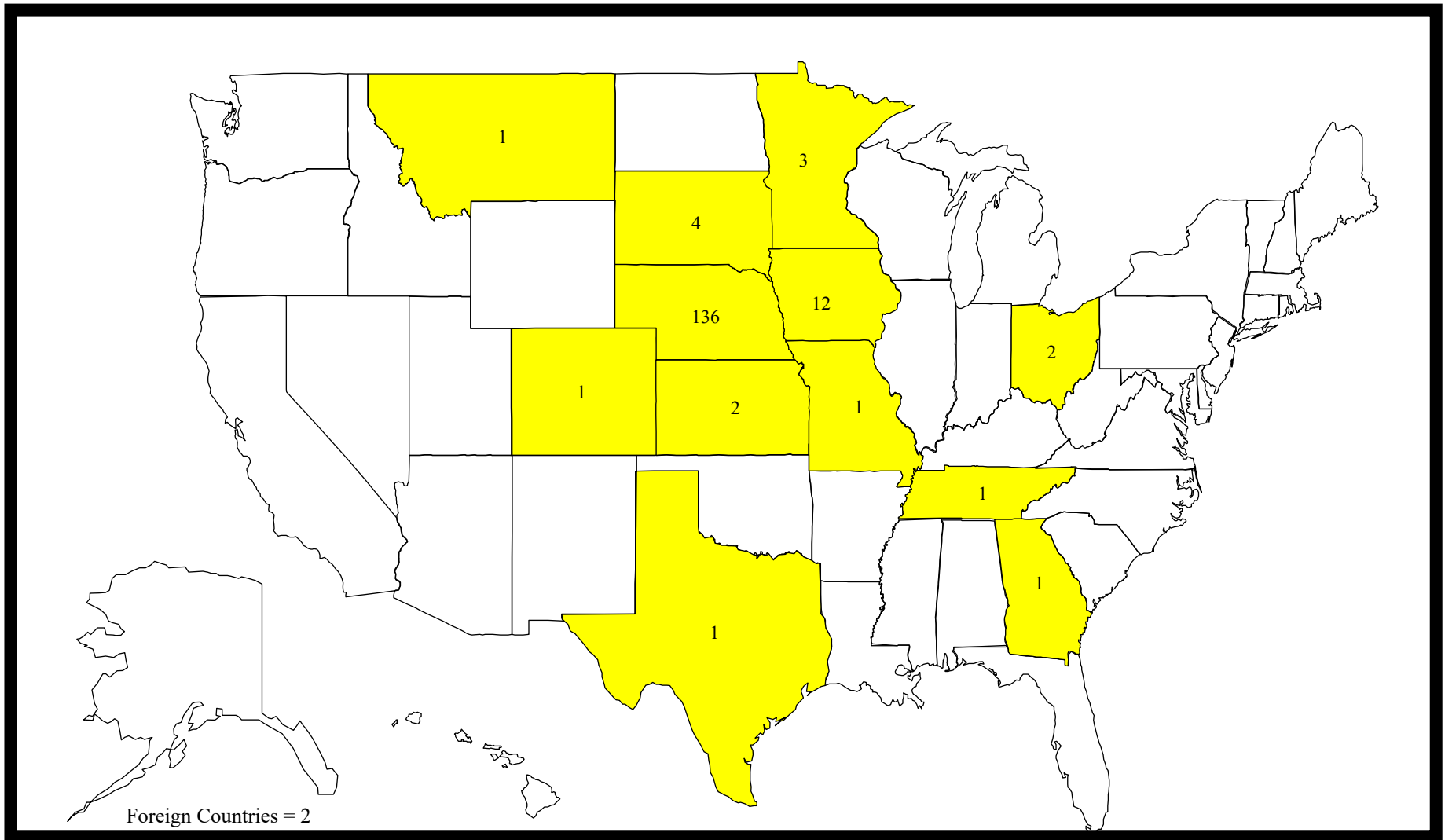
WAYNE STATE COLLEGE

States Where 2022-2023 Education and Behavioral Sciences
Graduates Are Working or Studying



WAYNE STATE COLLEGE

States Where 2022-2023 Science, Health and Criminal Justice
Graduates Are Working or Studying



School of Arts and Humanities: 2022-2023 Reported Job Titles and Salaries/Wages

(Based on First Majors Only)

Job Title	Salary**	To Hourly	Wage/Hr	To Salary
Account Manager	NA/Not Reported			
Admissions Counselor	\$41,800	\$20.10		
Assistant Director, Residence Life	NA/Not Reported			
Assistant Vocal Music Director	\$39,900	\$19.18		
Audio Technician	NA/Not Reported			
Beauty Advisor			\$15.00	\$31,200
Business Growth Consultant	NA/Not Reported			
Cadette	NA/Not Reported			
Childcare Educator			\$13.50	\$28,080
Choral Director	\$38,500	\$18.51		
Custodian	NA/Not Reported			
Digital Personal Shopper			\$18.00	\$37,440
English Educator	NA/Not Reported			
Evening Cook			\$12.75	\$26,520
Family Service Worker			\$15.00	\$31,200
GO Fellow	NA/Not Reported			
Graphic Designer/Print Production Specialist			\$18.00	\$37,440
Guest Services			\$12.50	\$26,000
Journalist			\$14.00	\$29,120
Journalist	\$30,000	\$14.42		
Library Assistant			\$14.00	\$29,120
Library Director			\$16.00	\$33,280
Marketing Specialist	\$80,000	\$38.46		
Marketing Specialist			\$18.50	\$38,480
Media Team	NA/Not Reported			
News Reporter	NA/Not Reported			
Photo Editor			\$15.15	\$31,512
Professor-Spanish	NA/Not Reported			
Recreation Programmer	NA/Not Reported			
Secretary			\$18.26	\$37,981
Selling Associate			\$15.60	\$32,448
Social Media Manager			\$25.00	\$52,000
Staff Assistant	\$45,000	\$21.63		

Job Title	Salary**	To Hourly	Wage/Hr	To Salary
Teacher	\$42,000	\$20.19		
Teacher-Art	\$38,000	\$18.27		
Teacher-Art (K-12th Grade)	\$38,850	\$18.68		
Teacher-Art (K-5th Grade)	\$36,000	\$17.31		
Teacher-Band	\$43,000	\$20.67		
Teacher-English	\$36,000	\$17.31		
Teacher-English	NA/Not Reported			
Teacher-English	\$42,000	\$20.19		
Teacher-English	\$46,000	\$22.12		
Teacher-English	NA/Not Reported			
Teacher-English	\$41,000	\$19.71		
Teacher-Instrumental Music (5th-12th Grade)	NA/Not Reported			
Teacher-Instrumental Music (5th-12th Grade)	NA/Not Reported			
Teacher-Junior High English	\$40,000	\$19.23		
Teacher-Music Education	\$36,000	\$17.31		
Teacher-Secondary English	\$38,950	\$18.73		
Teacher-Substitute	\$40,000	\$19.23		
Teacher-Vocal Music	\$47,000	\$22.60		
Technical Data Editor			\$18.00	\$37,440
Water Quality Technician			\$25.00	\$52,000

Ave. Salary & Ave. Hourly Wage	\$42,000	\$20.19	\$16.72	\$34,780
Total Ave. Salary & Hourly (combined)	\$38,683		\$18.60	
Min. Salary & Min. Hourly Wage	\$30,000		\$12.50	
Max. Salary & Max. Hourly Wage	\$80,000		\$25.00	

** If the number of hours worked per week was provided and was less than 40, the Starting Salary was converted to a salary based on 40 hours per week.

School of Business and Technology: 2022-2023 Reported Job Titles and Salaries/Wages

(Based on First Majors Only)

Job Title	Salary**	To Hourly	Wage/Hr	To Salary
Account Administrator			\$20.00	\$41,600
Accountant			\$25.00	\$52,000
Accountant	\$56,000	\$26.92		
Accountant	NA/Not Reported			
Accountant	NA/Not Reported			
Accounting Coordinator			\$21.90	\$45,552
Accounts Payable	NA/Not Reported			
Administrative Assistant	\$32,000	\$15.38		
Administrative Assistant	\$40,000	\$19.23		
Administrative Support Associate	NA/Not Reported			
Adult Services Librarian	NA/Not Reported			
Agriculture Sales Representative	NA/Not Reported			
Agronomy Sales	NA/Not Reported			
ASNBE	\$73,500	\$35.34		
Assistant Business Manager	NA/Not Reported			
Assistant Designer	NA/Not Reported			
Assistant General Manager			\$24.10	\$50,128
Assistant Golf Professional	NA/Not Reported			
Assistant Superintendent	NA/Not Reported			
Assistant Superintendent	\$76,000	\$36.54		
Associate Marketing Support	NA/Not Reported			
Automation Engineer	NA/Not Reported			
Basketball Scout	NA/Not Reported			
Benefits & Compensation Specialist	\$46,800	\$22.50		
Bookkeeper			\$16.00	\$33,280
Branch Office Administrator	NA/Not Reported			
Claims Adjuster	\$55,000	\$26.44		
Client Service Specialist	NA/Not Reported			
Coaching Director			\$22.00	\$45,760
Compensation Analyst	NA/Not Reported			
Compliance & Business Coordinator			\$19.00	\$39,520
Construction Manager	\$72,000	\$34.62		
Construction Manager	\$35,750	\$17.19		

Job Title	Salary**	To Hourly	Wage/Hr	To Salary
Content Specialist	\$60,000	\$28.85		
Contract Administrator			\$20.00	\$41,600
Credit App Associate	NA/Not Reported			
Crew Lead	NA/Not Reported			
Crop Specialist	NA/Not Reported			
CSA			\$15.00	\$31,200
Customer Loyalty Specialist	NA/Not Reported			
Customer Service Associate	NA/Not Reported			
Customer Service Representative			\$18.08	\$37,606
Customer Service Specialist	\$40,000	\$19.23		
Customer Support Specialist	NA/Not Reported			
Data Analyst	\$60,000	\$28.85		
Data Entry Operator	NA/Not Reported			
Deputy County Clerk			\$25.00	\$52,000
Design Engineer	NA/Not Reported			
Design Technician			\$23.00	\$47,840
Dietary Manager	NA/Not Reported			
Dietary Services Manager			\$21.50	\$44,720
Digital Marketing Intern			\$18.00	\$37,440
Director of Financial Aid	NA/Not Reported			
Director of Human Resources	\$100,000	\$48.08		
Director, Talent Acquisition	\$100,000	\$48.08		
Dispute Specialist			\$20.04	\$41,683
District Sales Manager	\$92,000	\$44.23		
Drafter	NA/Not Reported			
Electrical Drafter	NA/Not Reported			
Emergency Response Coordinator			\$20.16	\$41,933
Engineer	NA/Not Reported			
Escalation Support Manager	\$45,000	\$21.63		
Estimator	NA/Not Reported			
Facility Manager	\$37,000	\$17.79		
Farm Loan Officer Trainee			\$16.57	\$34,466
Field Engineer	\$70,000	\$33.65		
Field Engineer			\$25.00	\$52,000
Field Engineer	NA/Not Reported			
Field Engineer	NA/Not Reported			
Field Sales Agronomist	NA/Not Reported			

Job Title	Salary**	To Hourly	Wage/Hr	To Salary
Field Sales Manager	NA/Not Reported			
Field Superintendent	\$80,000	\$38.46		
Field/Office Engineer	\$70,000	\$33.65		
Financial Analyst	NA/Not Reported			
Financial Services Officer	\$110,000	\$52.88		
Firefighter Recruit	\$55,000	\$26.44		
Fraud and Dispute Specialist			\$18.50	\$38,480
General Production			\$21.00	\$43,680
Head Paraprofessional	NA/Not Reported			
Human Resource Manager	\$50,000	\$24.04		
Human Resources Assistant	NA/Not Reported			
Human Resources Coordinator	\$60,000	\$28.85		
Human Resources Coordinator			\$21.50	\$44,720
Human Resources Generalist	NA/Not Reported			
Human Resources Generalist	NA/Not Reported			
Information Technology Intern	NA/Not Reported			
Information Technology Intern	NA/Not Reported			
Insurance Agent	NA/Not Reported			
Interior Design	NA/Not Reported			
Interior Designer			\$13.00	\$27,040
Interior Designer	NA/Not Reported			
IT Security Engineer	NA/Not Reported			
IT Software Development Intern	NA/Not Reported			
IT Support Specialist			\$16.00	\$33,280
Loan Administrator			\$18.50	\$38,480
Loan Administrator	NA/Not Reported			
Long Term Care Administrator	NA/Not Reported			
Machine Operator			\$16.50	\$34,320
Manager			\$18.00	\$37,440
Manager	NA/Not Reported			
Manufacturing Engineer	\$70,000	\$33.65		
Marketing Coordinator			\$11.00	\$22,880
Marketing, Events, & Tourism Coordinator	\$40,000	\$19.23		
Material Sales	\$56,000	\$26.92		
Mechanical Design Engineer	NA/Not Reported			
Network Engineer	NA/Not Reported			
Network Operation Engineer	NA/Not Reported			

Job Title	Salary**	To Hourly	Wage/Hr	To Salary
Networking Intern			\$22.00	\$45,760
Nutrition Technician	NA/Not Reported			
Office Assistant			\$16.00	\$33,280
Office Specialist	NA/Not Reported			
Office/Field Engineer	\$82,160	\$39.50		
Operations Management Trainee			\$27.00	\$56,160
Operations Specialist			\$17.00	\$35,360
Outside Sales Representative	NA/Not Reported			
Paraprofessional			\$13.00	\$27,040
Paraprofessional	NA/Not Reported			
Personal Banker	NA/Not Reported			
Planner/Scheduler	\$64,500	\$31.01		
Project Coordinator	\$54,000	\$25.96		
Project Engineer	NA/Not Reported			
Project Engineer	\$77,000	\$37.02		
Project Engineer			\$20.00	\$41,600
Project Engineer	NA/Not Reported			
Project Manager	\$60,000	\$28.85		
Project Safety Assistant	\$64,000	\$30.77		
Rancher	\$80,000	\$38.46		
Recruitment and Payroll Specialist	\$50,000	\$24.04		
Recruitment Specialist	NA/Not Reported			
Residence Life Manager	\$40,000	\$19.23		
Retail Banker	\$35,000	\$16.83		
Retirement Plan Account Manager	NA/Not Reported			
Revenue Recovery Supervisor	NA/Not Reported			
Safety Administrator			\$20.00	\$41,600
Safety Assistant			\$25.00	\$52,000
Safety Assistant	\$64,000	\$30.77		
Safety Manager	\$70,000	\$33.65		
Safety Specialist	\$69,000	\$33.17		
Sales Agronomist	\$73,000	\$35.10		
Scheduling Manager			\$16.00	\$33,280
Seed Advisor	\$50,000	\$24.04		
Service Center Representative	\$47,000	\$22.60		
Service Manager	\$36,000	\$17.31		
Settlement Coordinator	NA/Not Reported			

Job Title	Salary**	To Hourly	Wage/Hr	To Salary
Shift Lead			\$19.00	\$39,520
Shift Lead			\$20.00	\$41,600
Social Service Worker			\$18.83	\$39,166
Software Engineer	NA/Not Reported			
Sr. Fraud Specialist			\$20.00	\$41,600
Staff Accountant	NA/Not Reported			
Staff Accountant	NA/Not Reported			
Staff Accountant	\$58,000	\$27.88		
Steel Drafter	NA/Not Reported			
Superintendent	NA/Not Reported			
Superintendent in Training	\$60,000	\$28.85		
Supervisor	\$70,000	\$33.65		
Supervisor			\$16.00	\$33,280
Tax Accountant	\$57,000	\$27.40		
Teacher			\$15.50	\$32,240
Teacher	NA/Not Reported			
Teacher	NA/Not Reported			
Teacher Aide			\$11.25	\$23,400
Teacher-Daycare	NA/Not Reported			
Teacher-Daycare			\$12.50	\$26,000
Teacher-Family & Consumer Science	NA/Not Reported			
Teacher-Family & Consumer Science	NA/Not Reported			
Teacher-Industrial Technology	NA/Not Reported			
Teacher-Industrial Technology	NA/Not Reported			
Teacher-Long-term Substitute	\$34,800	\$16.73		
Teacher-Skilled and Technical Sciences	\$45,000	\$21.63		
Teacher-Skilled and Technical Sciences	\$38,000	\$18.27		
Teacher-Skilled and Technical Sciences	NA/Not Reported			
Teacher-Substitute	NA/Not Reported			
Tech Support	NA/Not Reported			
Technical Analyst	\$81,000	\$38.94		
Technical Systems Engineer	\$74,000	\$35.58		
Teller			\$15.00	\$31,200
Teller			\$15.00	\$31,200
Transformation Team Lead			\$52.00	\$108,160
Unknown	NA/Not Reported			
Vat Operator	NA/Not Reported			

Job Title	Salary**	To Hourly	Wage/Hr	To Salary
Web App Developer	NA/Not Reported			
Worker	NA/Not Reported			

Ave. Salary & Ave. Hourly Wage	\$60,670	\$29.17	\$19.48	\$40,513
Total Ave. Salary & Hourly (combined)	\$51,196		\$24.61	
Min. Salary & Min. Hourly Wage	\$32,000		\$11.00	
Max. Salary & Max. Hourly Wage	\$110,000		\$52.00	

** If the number of hours worked per week was provided and was less than 40, the Starting Salary was converted to a salary based on 40 hours per week.

School of Education and Behavioral Sciences: 2022-2023 Reported Job Titles and Salaries/Wages

(Based on First Majors Only)

Job Title	Salary**	To Hourly	Wage/Hr	To Salary
Administrative Assistant			\$16.00	\$33,280
Admissions Counselor	\$40,000	\$19.23		
After School Program Coordinator			\$10.50	\$21,840
Assistant Manager	NA/Not Reported			
Brand Associate			\$9.25	\$19,240
Caregiver			\$11.00	\$22,880
Child and Family Services Specialist	NA/Not Reported			
Child and Family Services Specialist	\$51,000	\$24.52		
Community Youth Coach			\$18.25	\$37,960
Criminal Justice Liaison			\$17.00	\$35,360
Direct Support Professional			\$15.25	\$31,720
Direct Support Professional	NA/Not Reported			
F.C. Case Coordinator			\$17.50	\$36,400
Kitchen Aid			\$10.50	\$21,840
Lead Family Services Specialist	NA/Not Reported			
Mail Clerk			\$10.25	\$21,320
Medication Aide	NA/Not Reported			
Paraprofessional			\$13.00	\$27,040
Project Coordinator	NA/Not Reported			
Project Coordinator	NA/Not Reported			
Public Safety Dispatch			\$21.00	\$43,680
Recovery Coach			\$19.00	\$39,520
Residential Officer	NA/Not Reported			
Student Teacher	NA/Not Reported			
Teacher	NA/Not Reported			
Teacher	NA/Not Reported			
Teacher	NA/Not Reported			
Teacher	\$33,000	\$15.87		
Teacher	\$41,000	\$19.71		
Teacher	NA/Not Reported			
Teacher	NA/Not Reported			
Teacher	\$44,000	\$21.15		
Teacher	\$35,000	\$16.83		
Teacher	NA/Not Reported			

Job Title	Salary**	To Hourly	Wage/Hr	To Salary
Teacher	NA/Not Reported			
Teacher (1st Grade)	\$40,000	\$19.23		
Teacher (1st Grade)	\$42,000	\$20.19		
Teacher (2nd Grade)	NA/Not Reported			
Teacher (2nd Grade)	\$38,000	\$18.27		
Teacher (3rd Grade)	\$40,000	\$19.23		
Teacher (3rd Grade)	\$42,103	\$20.24		
Teacher (3rd Grade)	NA/Not Reported			
Teacher (4th Grade)	\$41,000	\$19.71		
Teacher (4th-6th Grade Math)	\$32,000	\$15.38		
Teacher (5th Grade)	\$39,500	\$18.99		
Teacher (5th Grade)	\$38,000	\$18.27		
Teacher (5th Grade)	\$38,900	\$18.70		
Teacher (5th Grade)	NA/Not Reported			
Teacher (5th Grade)	\$38,625	\$18.57		
Teacher (5th Grade)	NA/Not Reported			
Teacher (5th Grade)	NA/Not Reported			
Teacher (6th Grade)	\$49,000	\$23.56		
Teacher-CADRE Program	\$36,000	\$17.31		
Teacher-Communications	\$40,650	\$19.54		
Teacher-Elementary	\$38,040	\$18.29		
Teacher-Elementary	NA/Not Reported			
Teacher-Elementary	\$38,920	\$18.71		
Teacher-Elementary	NA/Not Reported			
Teacher-Elementary	NA/Not Reported			
Teacher-Elementary	NA/Not Reported			
Teacher-Elementary	\$38,000	\$18.27		
Teacher-ELL	\$41,200	\$19.81		
Teacher-Full-Time Substitute	NA/Not Reported			
Teacher-Health (Middle School)	NA/Not Reported			
Teacher-History	\$45,000	\$21.63		
Teacher-Kindergarten	\$39,000	\$18.75		
Teacher-Language Arts (4th-6th Grade)	NA/Not Reported			
Teacher-Math (7th Grade)	NA/Not Reported			
Teacher-Math (7th Grade)	\$39,100	\$18.80		
Teacher-Math (7th Grade)	\$45,000	\$21.63		
Teacher-Math (8th Grade)	\$39,000	\$18.75		
Teacher-Paraprofessional/Substitute	NA/Not Reported			

Job Title	Salary**	To Hourly	Wage/Hr	To Salary
Teacher-Permanent Reserve	\$48,000	\$23.08		
Teacher-Preschool	NA/Not Reported			
Teacher-Resource	\$44,000	\$21.15		
Teacher-Science (7th Grade)	\$43,000	\$20.67		
Teacher-Science (8th Grade)	\$39,900	\$19.18		
Teacher-Social Studies	\$40,000	\$19.23		
Teacher-Spanish	\$38,000	\$18.27		
Teacher-Special Education	NA/Not Reported			
Teacher-Special Education	NA/Not Reported			
Teacher-Special Education	NA/Not Reported			
Teacher-Special Education	NA/Not Reported			
Teacher-Special Education	NA/Not Reported			
Teacher-Special Education (Elementary)	\$43,000	\$20.67		
Teacher-Special Education (Elementary)	\$40,000	\$19.23		
Teacher-Special Education (K-2nd Grade)	NA/Not Reported			
Teacher-Special Education (Middle School)	\$43,100	\$20.72		
Teacher-Substitute			\$28.00	\$58,240
Teacher-Substitute	NA/Not Reported			
Teacher-Substitute	NA/Not Reported			
Teacher-Substitute	NA/Not Reported			
Teacher-Substitute	NA/Not Reported			
Teacher-Substitute	NA/Not Reported			
Teacher-Substitute	\$40,000	\$19.23		
Teacher-Substitute	NA/Not Reported			
Teacher-Substitute	\$36,000	\$17.31		
Youth Advocate			\$18.26	\$37,981

Ave. Salary & Ave. Hourly Wage \$40,451 \$19.45 \$15.65 \$32,553

Total Ave. Salary & Hourly (combined) \$38,297 \$18.41

Min. Salary & Min. Hourly Wage \$32,000 \$9.25

Max. Salary & Max. Hourly Wage \$51,000 \$28.00

** If the number of hours worked per week was provided and was less than 40, the Starting Salary was converted to a salary based on 40 hours per week.

School of Science, Health and Criminal Justice: 2022-2023 Reported Job Titles and Salaries/Wages

(Based on First Majors Only)

Job Title	Salary**	To Hourly	Wage/Hr	To Salary
Accessory Installer			\$18.00	\$37,440
Business Development Specialist	NA/Not Reported			
Call Operator	NA/Not Reported			
Campus Safety Patrol Officer	NA/Not Reported			
Campus Security			\$12.50	\$26,000
CCS Deputy			\$31.00	\$64,480
Child & Family Services Specialist	NA/Not Reported			
Child and Family Coach	NA/Not Reported			
Child and Family Services Specialist	NA/Not Reported			
Child and Family Services Specialist	NA/Not Reported			
Child and Family Services Specialist	NA/Not Reported			
CNA			\$18.57	\$38,626
CNA			\$18.00	\$37,440
Coach	NA/Not Reported			
Coach			\$20.00	\$41,600
Communications Intern	NA/Not Reported			
Community Health Worker			\$17.00	\$35,360
Community Organizer	\$50,000	\$24.04		
Construction			\$24.00	\$49,920
Construction	NA/Not Reported			
Construction Laborer			\$22.00	\$45,760
Cook/Event Coordinator	\$50,000	\$24.04		
Coordinator, Content & Community	NA/Not Reported			
Corporal	\$60,000	\$28.85		
Correction Corporal			\$28.00	\$58,240
Court Services Officer			\$26.80	\$55,744
Custodian	NA/Not Reported			
Customer Service Representative	NA/Not Reported			
Department Manager	\$65,000	\$31.25		
Deputy			\$26.00	\$54,080
Director of Volunteer Services	\$61,000	\$29.33		
EMT	NA/Not Reported			
Engineer			\$26.00	\$54,080

Job Title	Salary**	To Hourly	Wage/Hr	To Salary
File Clerk	\$31,000	\$14.90		
Fitness Specialist			\$14.00	\$29,120
Foster-care Specialist			\$20.00	\$41,600
Fraud Specialist			\$20.00	\$41,600
Front Office Intern	NA/Not Reported			
Health Fitness Specialist	NA/Not Reported			
Health Fitness Specialist			\$14.00	\$29,120
Heavy Equipment Operator	\$60,000	\$28.85		
Home Study and Post Release Case Manager	NA/Not Reported			
House Parent	\$50,000	\$24.04		
Jailer			\$20.50	\$42,640
Lab Technician	NA/Not Reported			
Leading Sales Associate			\$13.00	\$27,040
Maintenance Technician	NA/Not Reported			
Mechanic			\$16.00	\$33,280
Medical Laboratory Scientist	NA/Not Reported			
Medical Laboratory Scientist	\$65,000	\$31.25		
Medical Laboratory Scientist	NA/Not Reported			
Mental Health Specialist			\$27.00	\$56,160
Merchandiser			\$16.00	\$33,280
Operations Manager			\$22.00	\$45,760
Para-Educator			\$15.00	\$31,200
Parks and Rec Intern			\$12.00	\$24,960
Personal Shopper	NA/Not Reported			
Personal Trainer	NA/Not Reported			
Personal Trainer			\$17.50	\$36,400
Phlebotomist	NA/Not Reported			
Phlebotomist			\$18.50	\$38,480
Physical Therapist	NA/Not Reported			
Physical Therapy Technician	NA/Not Reported			
Probation Officer	NA/Not Reported			
Quality Assurance Laboratory Technician	NA/Not Reported			
Quality Assurance Laboratory Technician			\$18.50	\$38,480
Quality Assurance Laboratory Technician			\$20.30	\$42,224
Sales Associate			\$13.00	\$27,040
Sales Associate	\$50,000	\$24.04		
Secretary	NA/Not Reported			

Job Title	Salary**	To Hourly	Wage/Hr	To Salary
Security Guard	NA/Not Reported			
Security Officer	NA/Not Reported			
Senior Behavioral Health Technician	\$50,000	\$24.04		
Service Advisor	\$100,000	\$48.08		
Social Worker			\$17.39	\$36,171
Social Worker			\$19.00	\$39,520
Stadium Operations	NA/Not Reported			
Supervisor			\$14.00	\$29,120
Teacher-Health	\$39,000	\$18.75		
Teacher-Health and Physical Education (6th Grade)	\$40,000	\$19.23		
Teacher-Math	NA/Not Reported			
Teacher-Math	\$47,000	\$22.60		
Teacher-Math	NA/Not Reported			
Teacher-Math	NA/Not Reported			
Teacher-Math (9th-12th Grade)	NA/Not Reported			
Teacher-Physical Education	\$37,450	\$18.00		
Teacher-Physical Education	\$34,107	\$16.40		
Teacher-Physical Education	NA/Not Reported			
Teacher-Physical Education	\$49,000	\$23.56		
Teacher-Physical Education (8th Grade)	\$39,000	\$18.75		
Teacher-Physical Education (K-12th Grade)	\$39,390	\$18.94		
Teacher-Physical Education and Health	\$39,300	\$18.89		
Teacher-Physical Science	\$42,000	\$20.19		
Teacher-Science	\$40,000	\$19.23		
Teacher-Science (7th Grade)	\$43,000	\$20.67		
Teacher-Science (8th Grade)	\$43,000	\$20.67		
Teacher-Science (Middle School)	\$44,000	\$21.15		
Teacher-Spanish	NA/Not Reported			
Teacher-Substitute	\$40,500	\$19.47		
Teacher-Substitute	NA/Not Reported			
Technical Brewer			\$18.00	\$37,440
Trainee			\$19.00	\$39,520
Treatment Plan Coordinator			\$23.31	\$48,485
Unknown	NA/Not Reported			
US Military	NA/Not Reported			
Victim Witness Director	NA/Not Reported			
Visitation Specialist			\$25.00	\$52,000

Job Title	Salary**	To Hourly	Wage/Hr	To Salary
Waitress	NA/Not Reported			
Ave. Salary & Ave. Hourly Wage	\$48,472	\$23.30	\$19.48	\$40,525
Total Ave. Salary & Hourly (combined)	\$43,877		\$21.09	
Min. Salary & Min. Hourly Wage	\$31,000		\$12.00	
Max. Salary & Max. Hourly Wage	\$100,000		\$31.00	

** If the number of hours worked per week was provided and was less than 40, the Starting Salary was converted to a salary based on 40 hours per week.