

**WAYNE STATE COLLEGE**  
**Graduate Employment Report**  
**(Bachelor's Degrees Received from December 2020 through August 2021)**  
**By Major Code**

Program Name	No. of Grads	No. Surveyed	Related Employ	Non-Related Employ	Grad/ Prof. School	Contacted: No Data Provided	If Employed: % Related Employ**	% Employed or Grad School***	Employed/Grad Sch.		Average Wage	Low Wage	High Wage	Number of Wages Reported
									In Nebr	Out of State				
Art K-12 Education	2	2	2				100%	100%	2		*	*	*	2
Art/Graphic Design	6	4	2	2			50%	100%	4		*	*	*	2
Art/Studio Art	2	2	2				100%	100%	2		*	*	*	1
Communication Studies/Comm Studies	6	6	5		1		100%	100%	4	2	*	*	*	1
Communication Studies/Org Ldrshp & Publ Rel	7	7	5		2		100%	100%	5	2	35,933	31,200	41,600	3
Communication Studies/Theatre Arts	4	4	3	1			75%	100%	3	1	*	*	*	2
Mass Comm/Electronic Media	6	5	2	3			40%	100%	4	1	35,033	33,280	37,500	3
Mass Comm/Journalism	5	4	2		2		100%	100%	2	2	*	*	*	2
Geography	2	0												
Geography Education	1	1	1				100%	100%		1				
History	3	3	2	1			67%	100%	1	2	*	*	*	2
Political Science	3	2	1		1		100%	100%	1	1	*	*	*	1
English Language Arts Education	1	1	1				100%	100%	1		*	*	*	1
English Literature	1	0												
English Writing	3	3	3				100%	100%	3		*	*	*	2
English Writing & Literature	3	3		1	2		0%	100%	1	2	*	*	*	1
Secondary English Education	2	2	2				100%	100%	2		*	*	*	2
World Language-Spanish Education	2	2	2				100%	100%	2		*	*	*	2
Music/Music Industry	1	1		1			0%	100%		1				
Music/Vocal & Instrumental K-12 Education	6	6	5		1		100%	100%	4	2	40,632	36,000	49,000	5
Music/Vocal PK-12 Education	1	1	1				100%	100%	1					
Business Administration/Accounting	10	10	10				100%	100%	7	3	40,970	33,280	52,000	6
Business Administration/Agri-Business	8	7	6		1		100%	100%	7		*	*	*	1
Business Administration/Economics	3	3	3				100%	100%	2	1	41,840	32,240	60,000	3
Business Administration/Finance	16	16	15		1		100%	100%	15	1	38,739	27,040	54,853	9
Business Administration/Human Resources Mgmt.	11	11	11				100%	100%	4	7	52,738	28,000	85,000	5
Business Administration/International Business	3	3	2		1		100%	100%	3		*	*	*	1
Business Administration/Management	38	36	27	5	3	1	84%	97%	31	4	39,761	29,120	67,533	13
Business Administration/Marketing	12	11	9		2		100%	100%	8	3	*	*	*	1
Business Administration/Office Administration	4	3	3				100%	100%	2	1				
Business Administration/Professional Studies	2	2	2				100%	100%	1	1	*	*	*	2
Business Administration/Public Accounting	4	4	4				100%	100%	3	1	*	*	*	2
Business, Marketing & Info Tech Ed.	3	3	3				100%	100%	3		38,508	37,150	40,000	3
Computer Info. Systems/Networking	10	10	8		2		100%	100%	5	5	*	*	*	2
Computer Info. Systems/Programmer-Analyst	8	7	6		1		100%	100%	6	1	46,993	37,440	64,000	6
Computer Info. Systems/Web Analyst	1	1	1				100%	100%	1					
Computer Science	5	5	4		1		100%	100%	4	1	*	*	*	2

**WAYNE STATE COLLEGE**  
**Graduate Employment Report**  
**(Bachelor's Degrees Received from December 2020 through August 2021)**  
**By Major Code**

Program Name	No. of Grads	No. Surveyed	Related Employ	Non-Related Employ	Grad/ Prof. School	Contacted: No Data Provided	If Employed: % Related Employ**	% Employed or Grad School***	Employed/Grad Sch.		Average Wage	Low Wage	High Wage	Number of Wages Reported
									In Nebr	Out of State				
Early Childhood	4	3	3				100%	100%	3		*	*	*	2
Family & Consumer Sciences	2	2	2				100%	100%	2		*	*	*	1
Fam/Cons Sci - Fashion Merchandising	3	1	1				100%	100%	1					
Fam/Cons Sci - Foods & Nutrition	5	5	4		1		100%	100%	3	2	*	*	*	1
Fam/Cons Sci - Interior Design	4	4	2	2			50%	100%	3	1	43,573	31,200	60,000	3
Fam/Cons Sciences Education	7	7	7				100%	100%	6	1	39,263	35,825	43,200	6
Ind Tech/Construction Management	11	7	6		1		100%	100%	4	3	*	*	*	2
Ind Tech/Drafting, Planning & Design	5	5	5				100%	100%	4	1	*	*	*	2
Ind Tech/Manufacturing Management	1	1	1				100%	100%	1		*	*	*	1
Industrial Technology Education	10	10	10				100%	100%	9	1	37,880	35,825	45,204	10
Technology/Construction Occupations	5	2	2				100%	100%	2		*	*	*	1
Technology/Management Services Occupations	1	1	1				100%	100%	1					
Human Service Counseling	32	25	15	1	9		94%	100%	18	7	34,858	26,624	47,840	9
Early Childhood Inclusive Birth-Grade 3	9	8	8				100%	100%	6	2	33,672	27,040	38,390	7
Elementary Education	63	62	61		1		100%	100%	55	7	37,966	27,040	49,000	54
Elementary Education (Non-Certified)	3	2	1	1			50%	100%	1	1				
Middle Level Education	2	1	1				100%	100%		1				
Special Education 7-12	1	1	1				100%	100%	1		*	*	*	1
Special Education K-12	5	5	5				100%	100%	4	1	*	*	*	2
Special Education (Non-Certified)	1	1	1				100%	100%	1					
Psychology	14	12	6		6		100%	100%	9	3	34,169	28,080	41,766	4
Sociology	4	4	2		2		100%	100%	3	1				
Social Science	1	1		1			0%	100%	1		*	*	*	1
Social Sciences Education	4	4	2	2			50%	100%	4		*	*	*	2
Criminal Justice	59	46	37	9			80%	100%	33	12	39,245	27,000	60,000	27
Applied Human & Sport Physiology	7	7	1		6		100%	100%	5	2				
Exercise Science	11	9	6	2	1		75%	100%	3	5	*	*	*	2
Health & Physical Education K-12	8	7	6		1		100%	100%	5	2	36,743	33,000	38,750	6
Sport Management	24	20	10	2	8		83%	100%	12	8	*	*	*	2
Life Sciences/Biology	32	28	7	3	18		70%	100%	19	9	*	*	*	2
Life Sciences/Clinical Laboratory Science	1	1	1				100%	100%	1		*	*	*	1
Life Sciences/Mortuary Science	1	1			1			100%		1				
Life Science/Respiratory Therapy	1	1			1			100%	1					
Chemistry/Chemical Sciences	3	3	1		2		100%	100%	2	1	*	*	*	1
Chemistry/Health Sciences	22	22	2	2	18		50%	100%	20	1	*	*	*	1
Math/Applied-Physics	1	0												

**WAYNE STATE COLLEGE**  
**Graduate Employment Report**  
**(Bachelor's Degrees Received from December 2020 through August 2021)**  
**By Major Code**

Program Name	No. of Grads	No. Surveyed	Related Employ	Non-Related Employ	Grad/ Prof. School	Contacted: No Data Provided	If Employed: % Related Employ**	% Employed or Grad School***	Employed/Grad Sch.		Average Wage	Low Wage	High Wage	Number of Wages Reported
									In Nebr	Out of State				
Mathematics Education	8	8	8				100%	100%	7	1	39,597	38,500	42,000	6
Interdisciplinary Studies	17	9	7		2		100%	100%	7	2	41,961	36,379	49,504	3
<b>TOTALS</b>	<b>597</b>	<b>527</b>	<b>388</b>	<b>39</b>	<b>99</b>	<b>1</b>	<b>91%</b>	<b>99.8%</b>	<b>401</b>	<b>122</b>	<b>39,158</b>			<b>248</b>

\*\* Percentages based on all employed

\*\*\* Percentages based on all surveyed

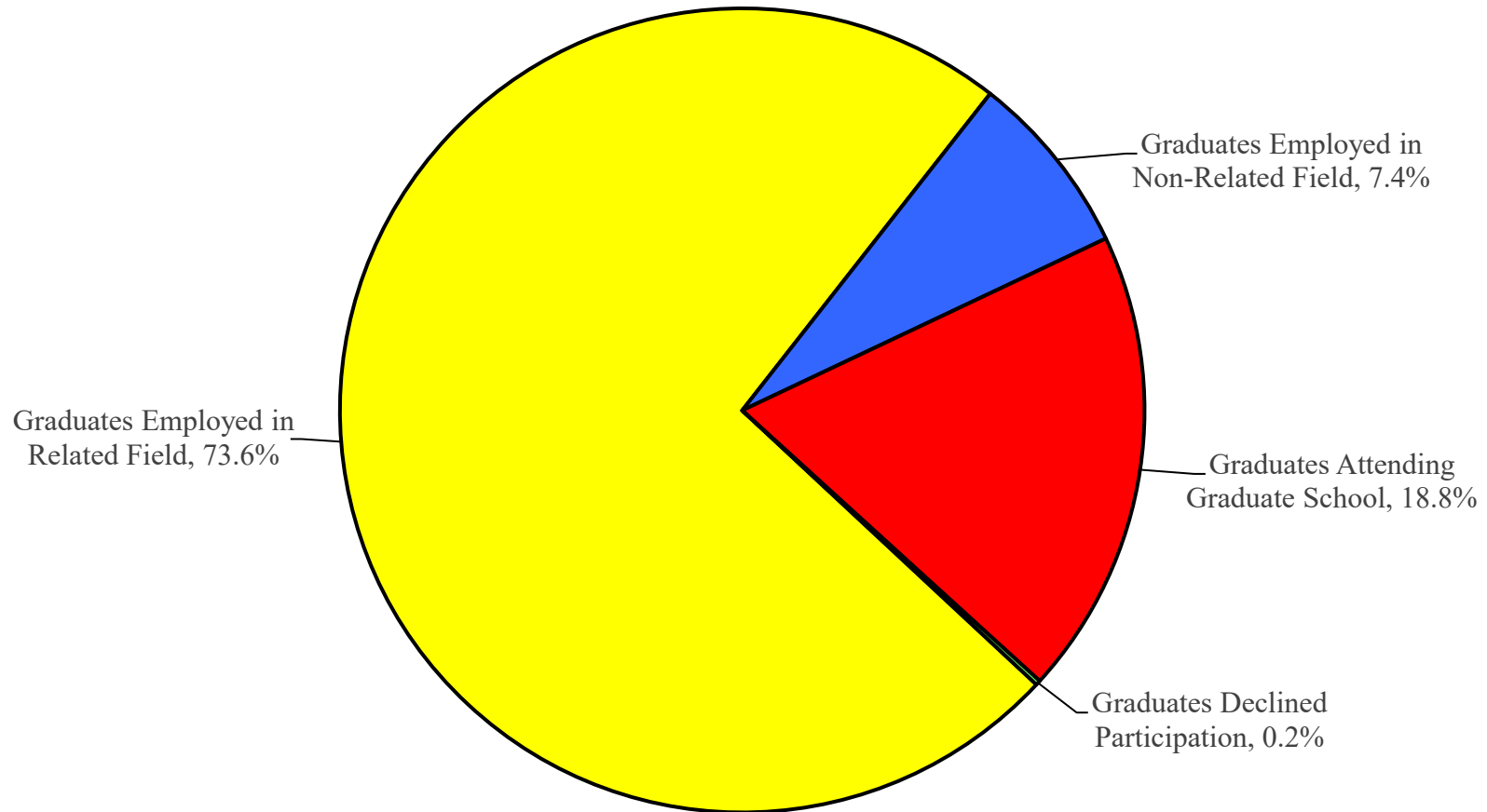
**WAYNE STATE COLLEGE**  
**Graduate Employment Report**  
**(Bachelor's Degrees Received from December 2020 through August 2021)**  
**By Field**

Program Name	No. of Grads	No. Surveyed	Related Employ	Non-Related Employ	Grad/ Prof. School	Contacted: No Data Provided	If Employed: % Related Employ**	% Employed or Grad School***	Employed/Grad Sch.		Average Wage	Low Wage	High Wage	Number of Wages Reported	
									In Nebr	Out of State					
Art	10	8	6	2			75%	100%	8	2	32,362	22,880	38,000	5	
Communication Studies	17	17	13	1	3		93%	100%	12	5	33,993	20,800	41,600	6	
Mass Communication	11	9	4	3	2		57%	100%	6	3	33,120	30,000	37,500	5	
Geography	3	1	1				100%	100%		1					
History	3	3	2	1			67%	100%	1	2	*	*	*	2	
Political Science	3	2	1		1		100%	100%	1	1	*	*	*	1	
English	10	9	6	1	2		86%	100%	7	2	32,256	25,000	39,000	6	
World Language-Spanish Education	2	2	2				100%	100%	2		*	*	*	2	
Music	8	8	6	1	1		86%	100%	5	3	40,632	36,000	49,000	5	
Business	114	109	95	5	8	1	95%	99%	86	22	41,587	27,040	85,000	46	
Computer Information Systems	19	18	15		3		100%	100%	12	6	46,260	29,120	64,000	8	
Computer Science	5	5	4		1		100%	100%	4	1	*	*	*	2	
Early Childhood	4	3	3				100%	100%	3		*	*	*	2	
Family & Consumer Sciences	21	19	16	2	1		89%	100%	15	4	39,205	24,960	60,000	11	
Industrial Technology	27	23	22		1		100%	100%	18	5	41,813	35,825	60,000	15	
Technology	6	3	3				100%	100%	3		*	*	*	1	
Human Service Counseling	32	25	15	1	9		94%	100%	18	7	34,858	26,624	47,840	9	
Early Childhood Inclusive Birth-Grade 3	9	8	8				100%	100%	6	2	33,672	27,040	38,390	7	
Elementary Education	66	64	62	1	1		98%	100%	56	8	37,966	27,040	49,000	54	
Middle Level Education	2	1	1				100%	100%		1					
Special Education	7	7	7				100%	100%	6	1	38,717	36,900	39,625	3	
Psychology	14	12	6		6		100%	100%	9	3	34,169	28,080	41,766	4	
Sociology	4	4	2		2		100%	100%	3	1					
Social Sciences	5	5	2	3			40%	100%	5		47,133	36,400	65,000	3	
Criminal Justice	59	46	37	9			80%	100%	33	12	39,245	27,000	60,000	27	
Applied Human & Sport Physiology	7	7	1		6		100%	100%	5	2					
Exercise Science	11	9	6	2	1		75%	100%	3	5	*	*	*	2	
Health & Physical Education K-12	8	7	6		1		100%	100%	5	2	36,473	33,000	38,750	6	
Sport Management	24	20	10	2	8		83%	100%	12	8	*	*	*	2	
Life Sciences	35	31	8	3	20		73%	100%	21	10	35,360	27,040	49,920	3	
Chemistry	25	25	3	2	20		60%	100%	22	2	*	*	*	2	
Mathematics	9	8	8				100%	100%	7	1	39,597	38,500	42,000	6	
Interdisciplinary Studies	17	9	7		2		100%	100%	7	2	41,961	36,379	49,504	3	
<b>TOTALS</b>	<b>597</b>	<b>527</b>	<b>388</b>	<b>39</b>	<b>99</b>	<b>1</b>	<b>91%</b>	<b>99.8%</b>	<b>401</b>	<b>122</b>	<b>39,158</b>			<b>248</b>	

\*\* Percentages based on all employed  
\*\*\* Percentages based on all surveyed

# WAYNE STATE COLLEGE

## 2020-2021 Graduate Employment Rate\*




\*Percentages based on all surveyed. 88% (527/597) of all graduates were surveyed.

\*\* 99.2% of WSC Graduates surveyed were Employed (Related or Non-Related to field of study) or Attending Graduate/Professional School.

# WAYNE STATE COLLEGE

## Location of Employment or Graduate/Professional School for 2020-2021 Graduates




\*Percentages based on all reporting Location. Not all surveyed provided Location information.

\*\*Includes all graduates employed (related or non-related to field of study) and graduates attending graduate/professional school.

# WAYNE STATE COLLEGE


## 2020-2021 Graduate Employment\*



\*Percentages based on all Employed. Does not include all Surveyed.

# WAYNE STATE COLLEGE

## 2020-2021 Location of Graduates Attending Graduate/Professional School

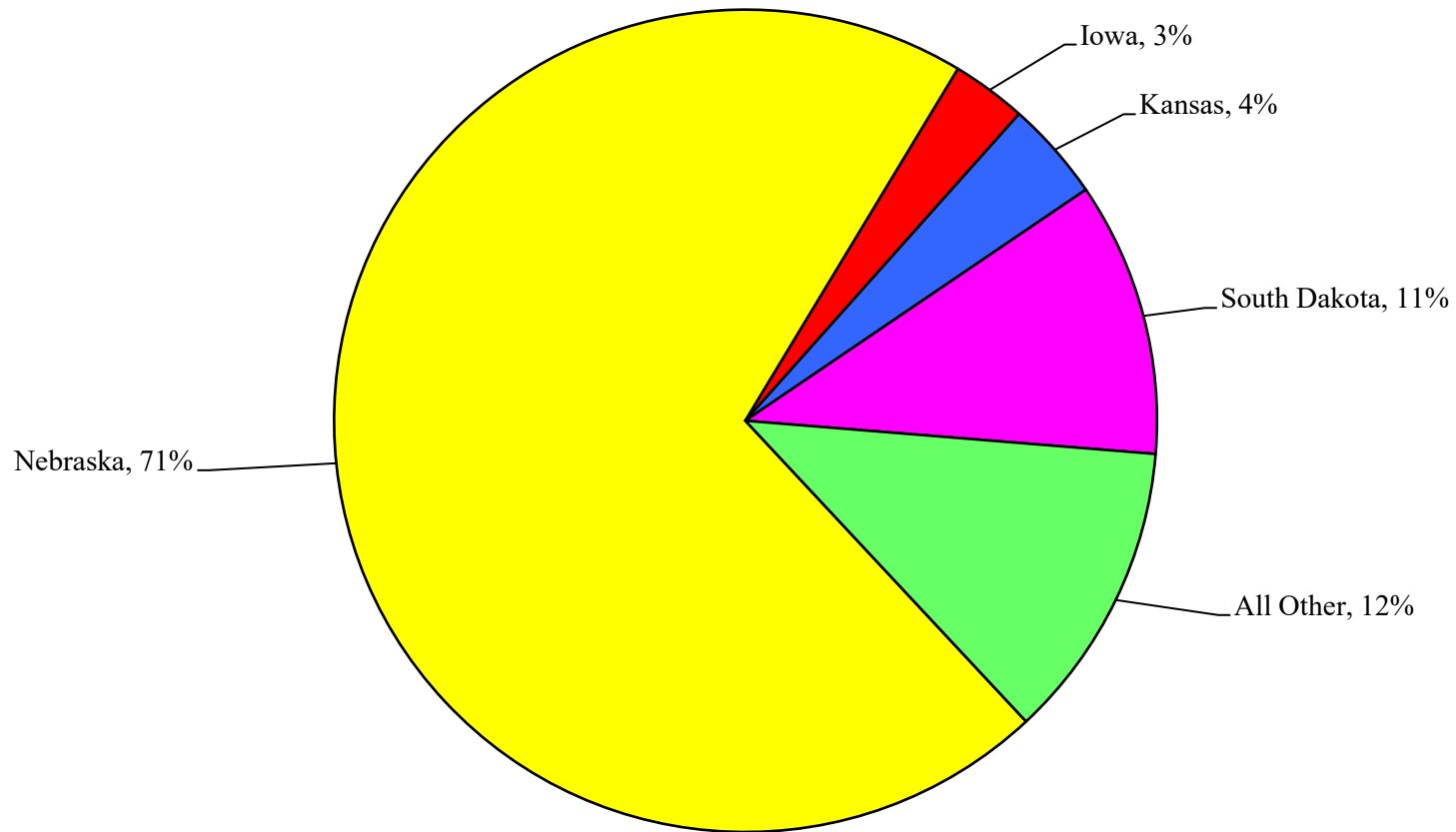


\*Percentages based on all Attending Graduate/Professional School and reporting Location. Does not include all Surveyed.



# WAYNE STATE COLLEGE

## 2020-2021 States Where Graduates Are Attending Graduate/Professional School

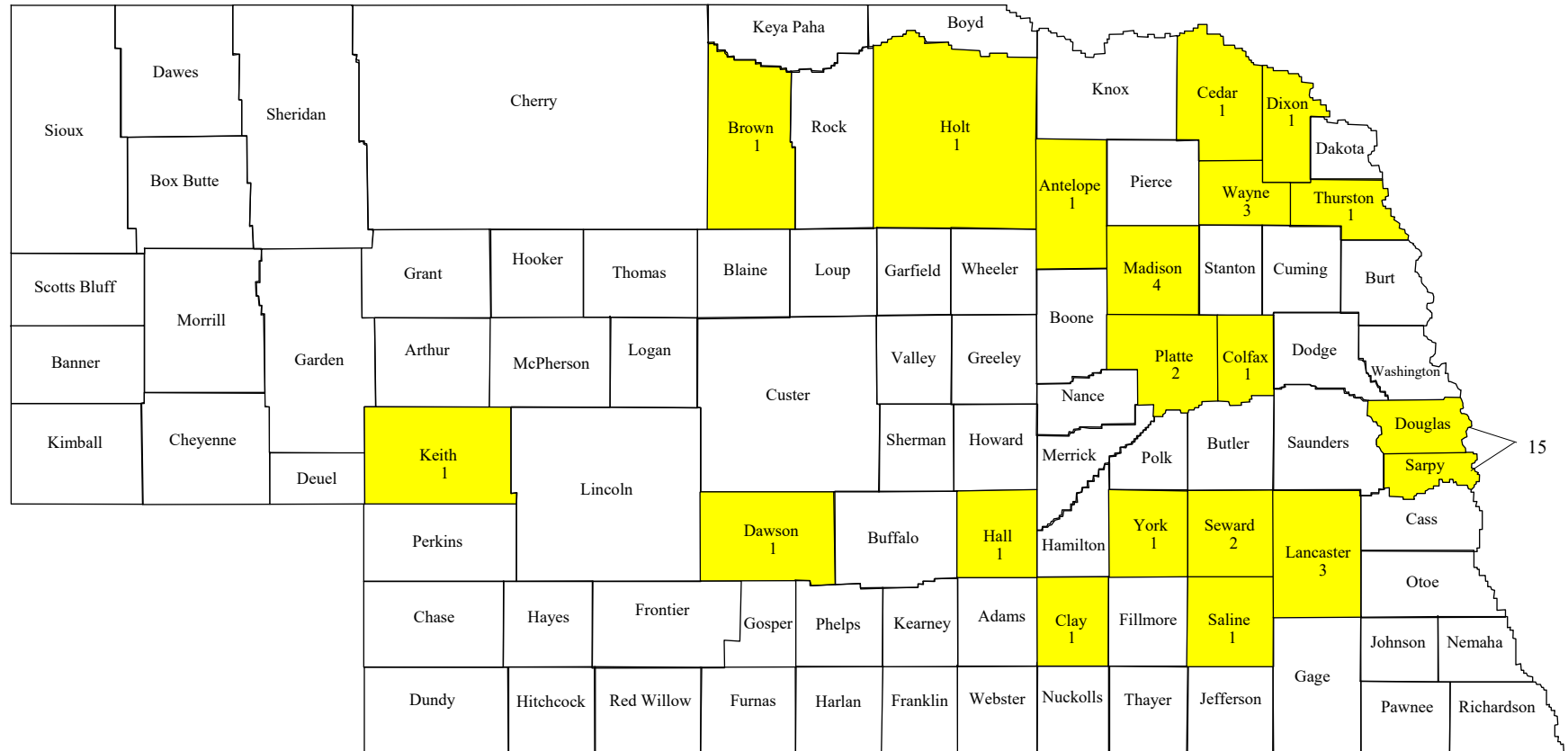


\*Percentages based on all Attending Graduate/Professional School and reporting Location. Does not include all Surveyed.



# WAYNE STATE COLLEGE

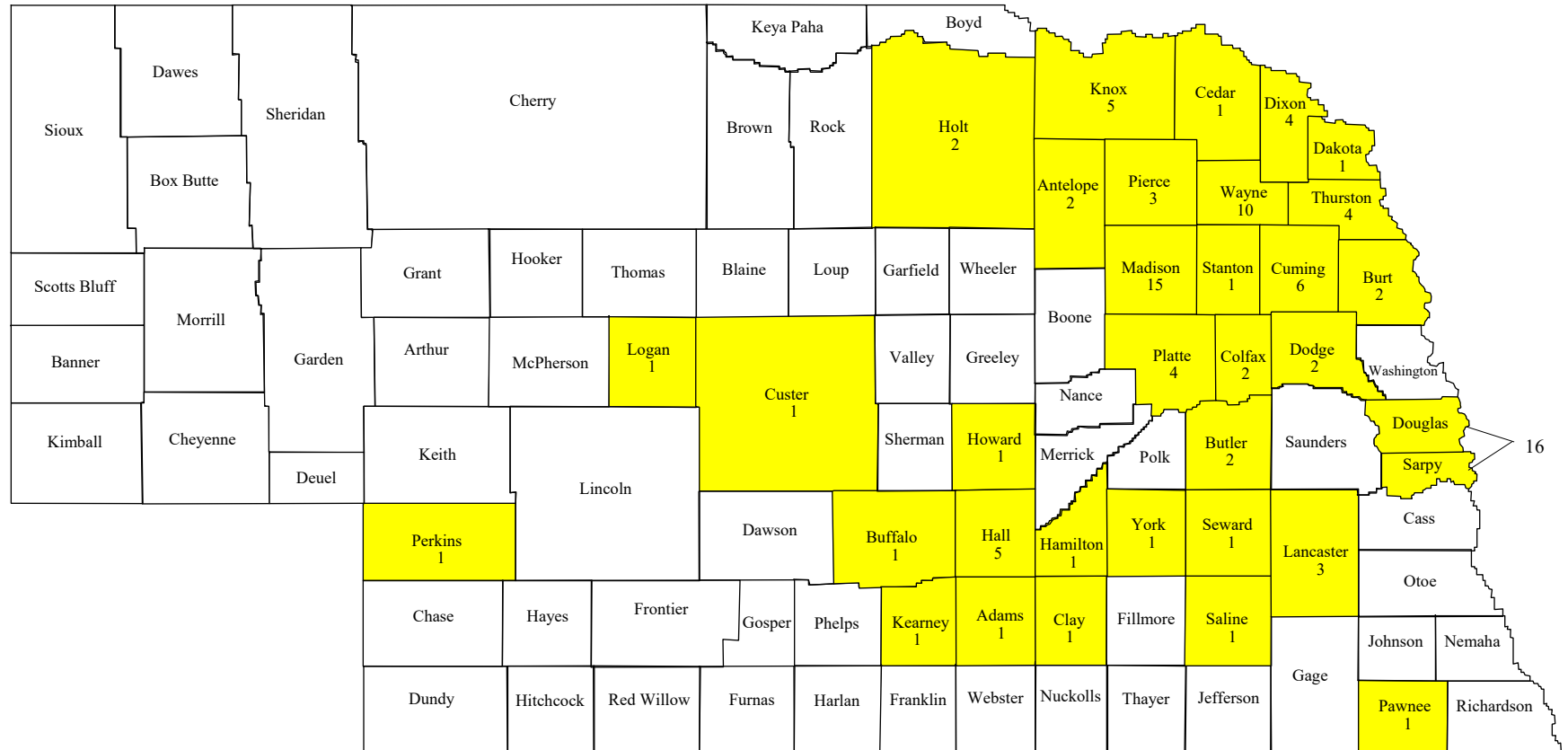
## 2020-2021 Arts and Humanities Graduates Working or Studying in Nebraska





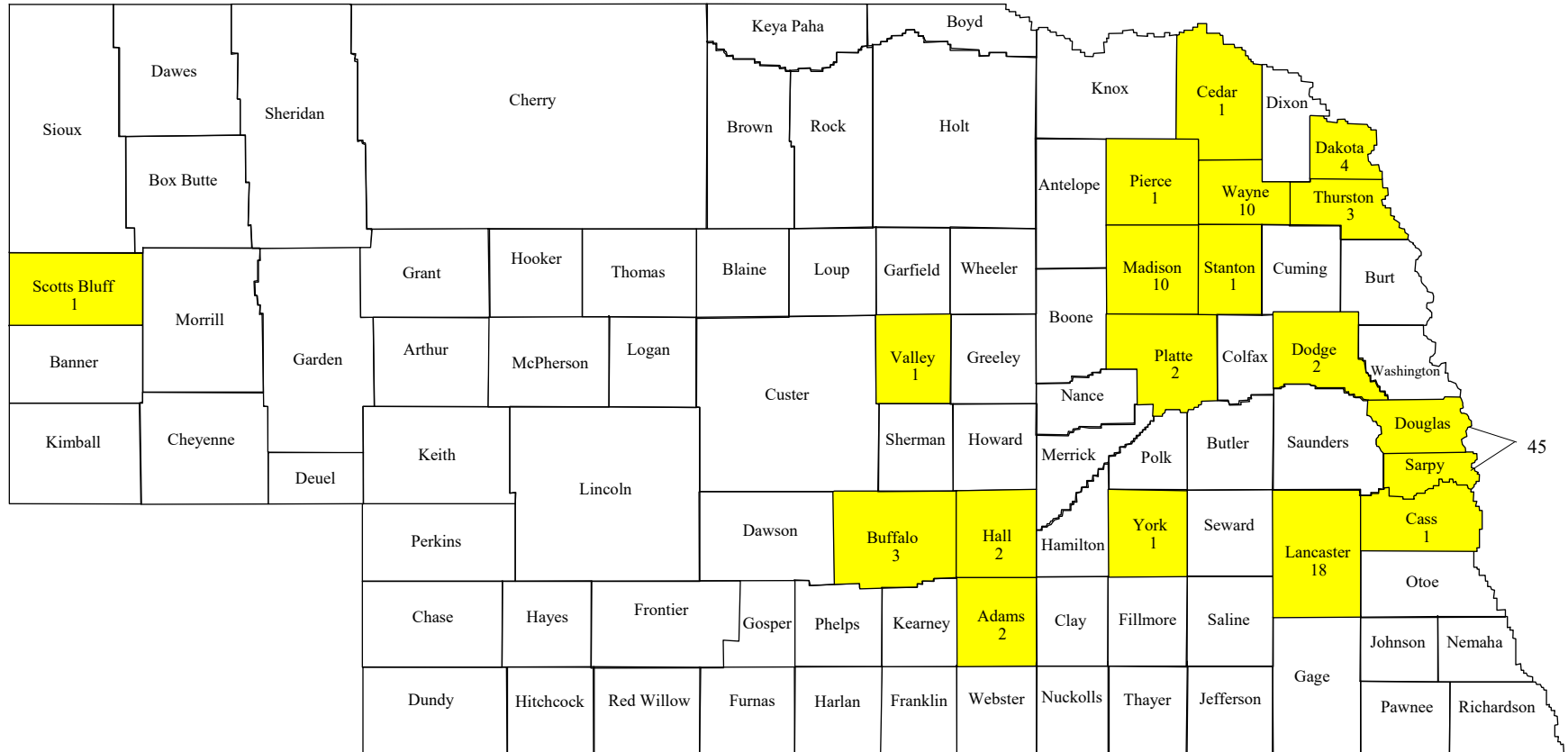
# WAYNE STATE COLLEGE

## 2020-2021 Education and Behavioral Sciences Graduates Working or Studying in Nebraska



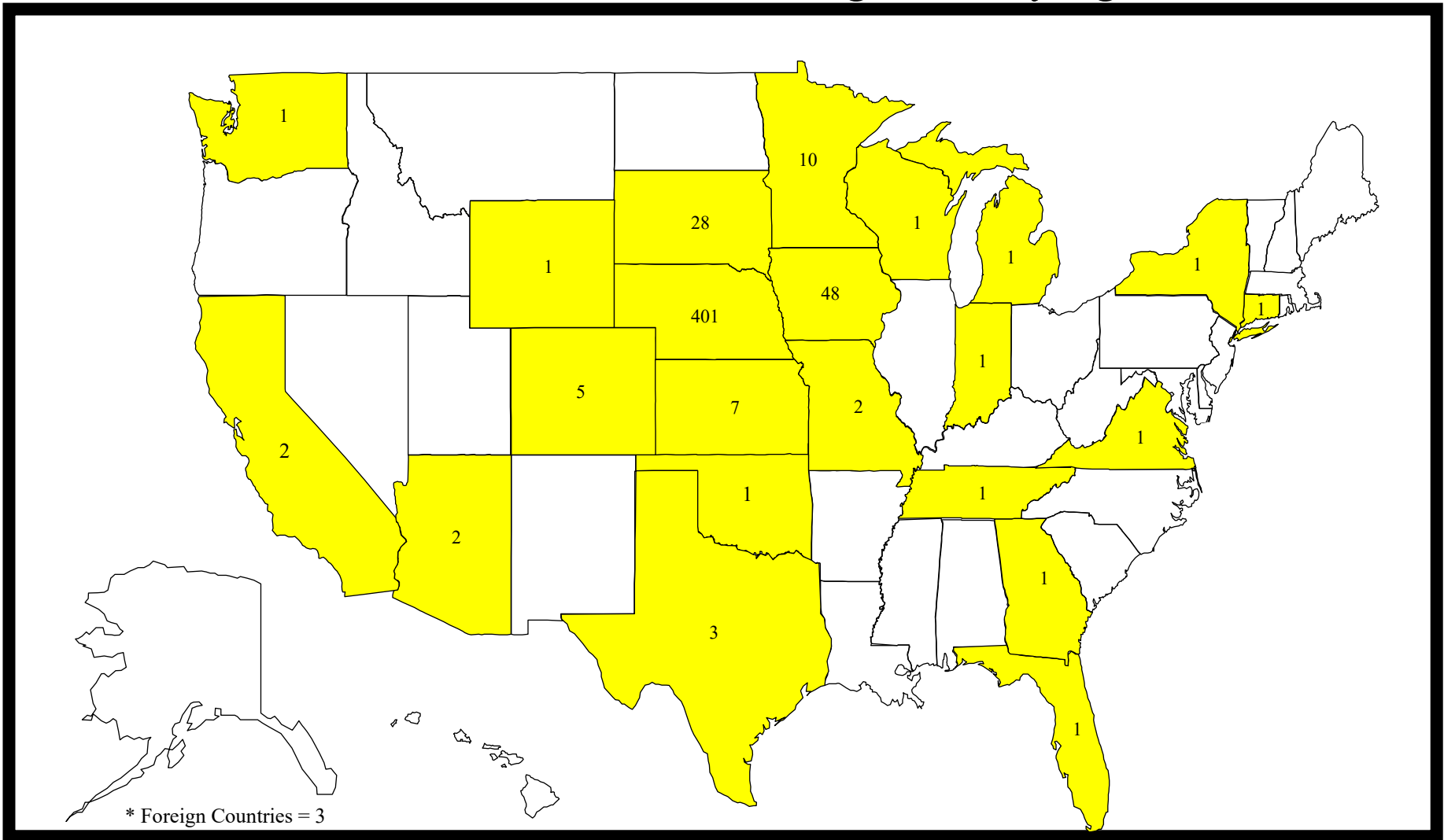
# WAYNE STATE COLLEGE

2020-2021 Science, Health and Criminal Justice  
Working or Studying in Nebraska



# WAYNE STATE COLLEGE

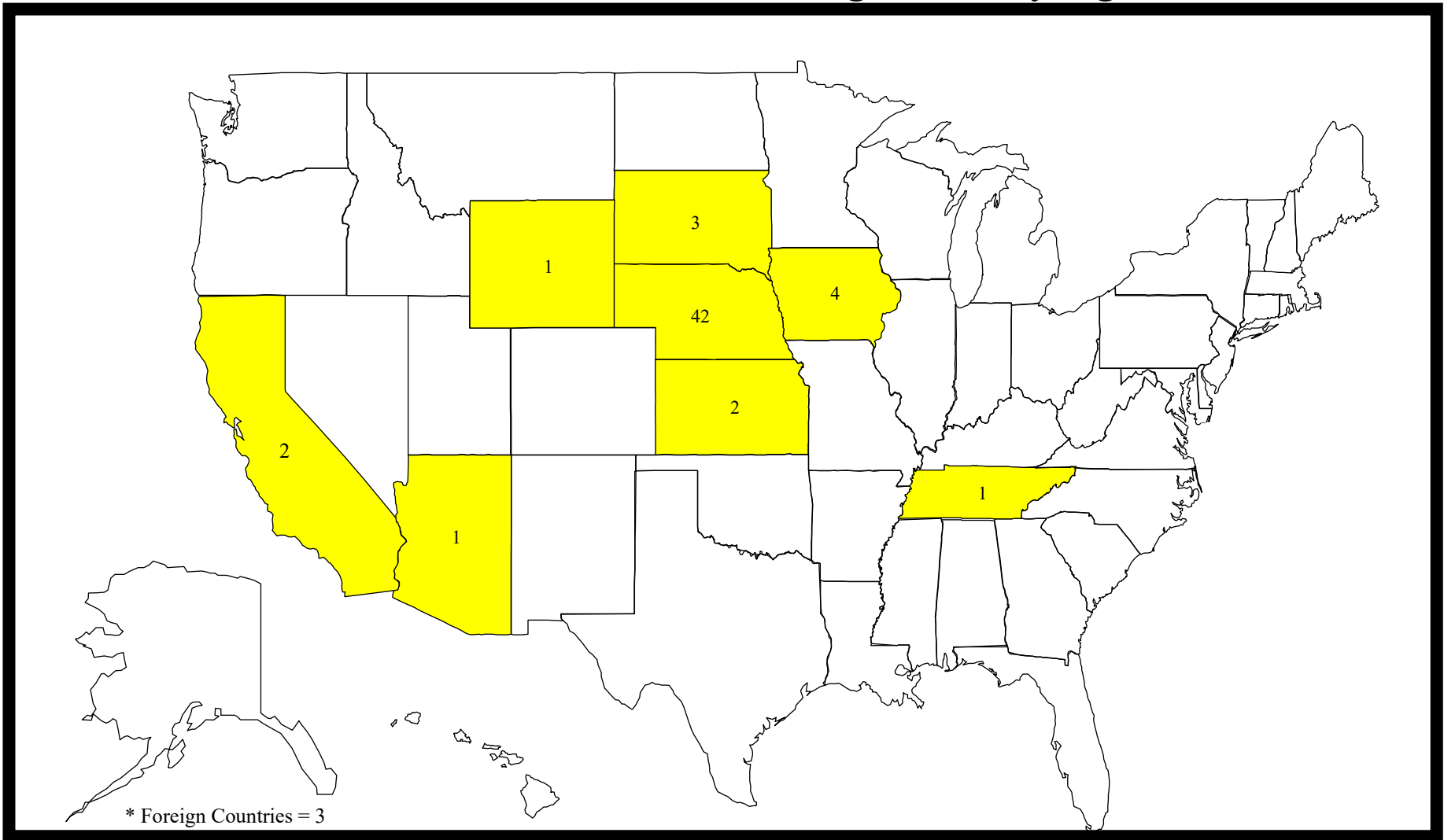
## States Where 2020-2021 Wayne State Graduates Are Working or Studying



\*\*Counts include 9 Interdisciplinary graduates not reported on the School breakouts.

# WAYNE STATE COLLEGE

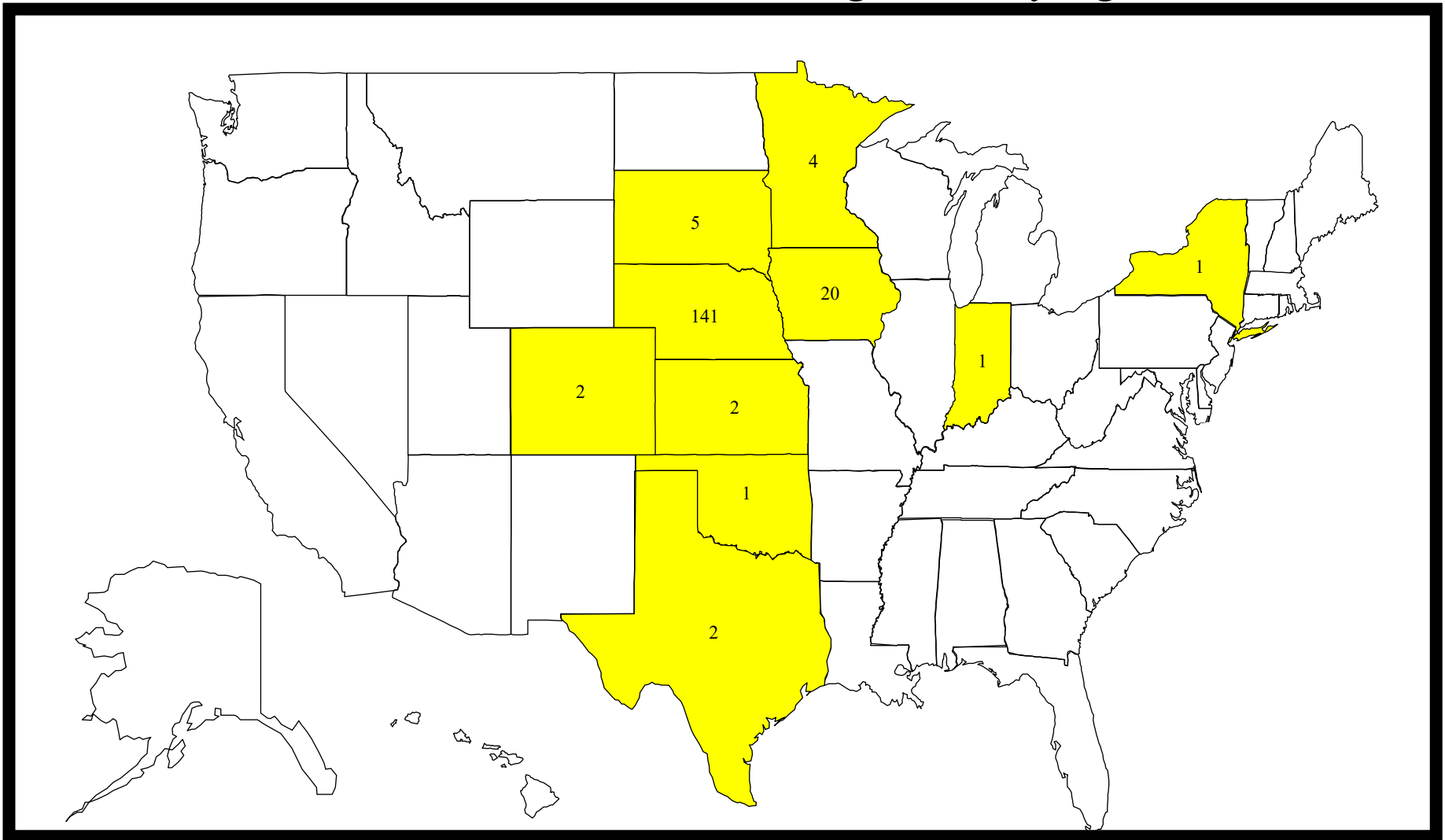
States Where 2020-2021 Arts and Humanities  
Graduates Are Working or Studying





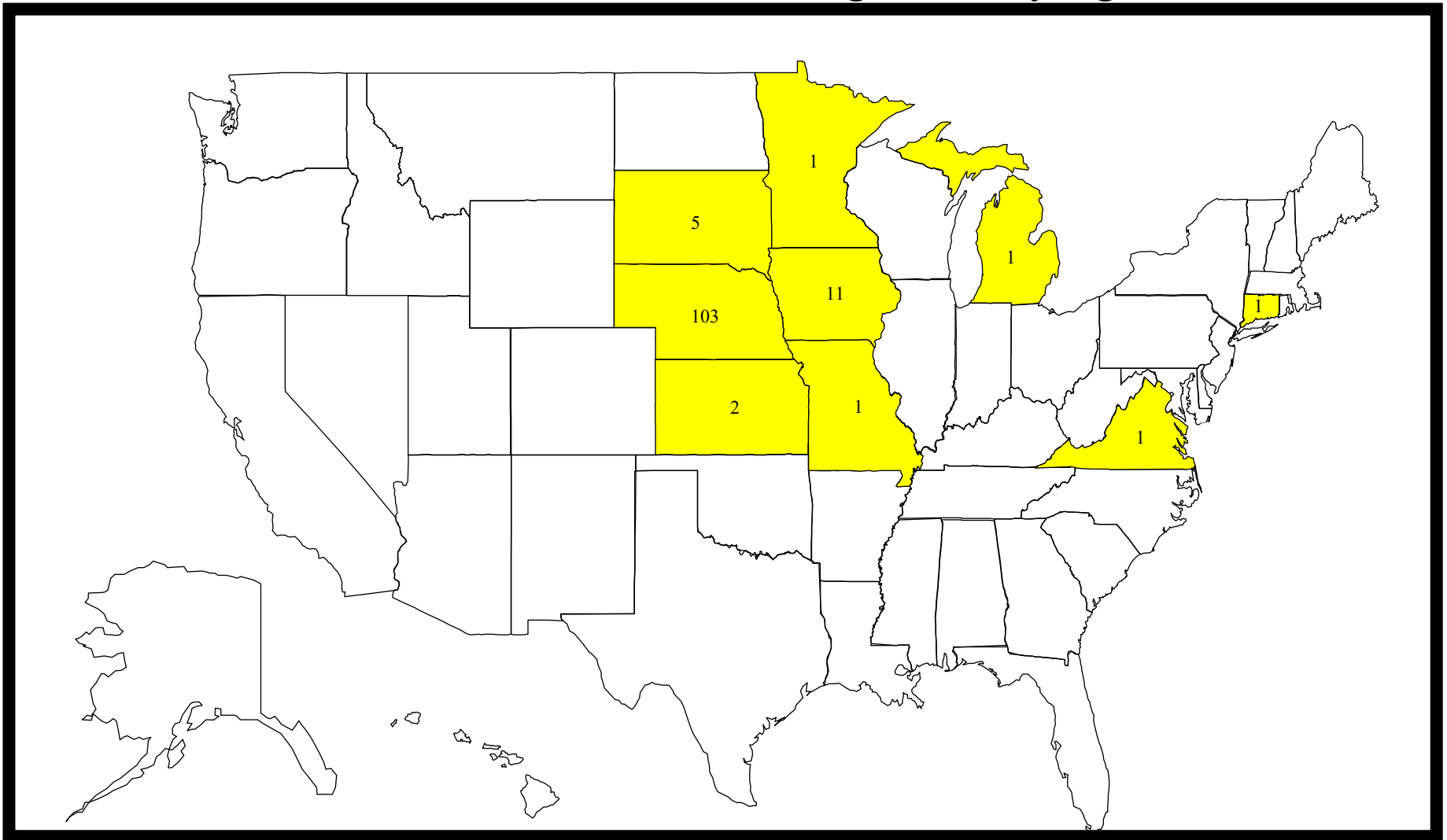
# WAYNE STATE COLLEGE

States Where 2020-2021 Business and Technology  
Graduates Are Working or Studying



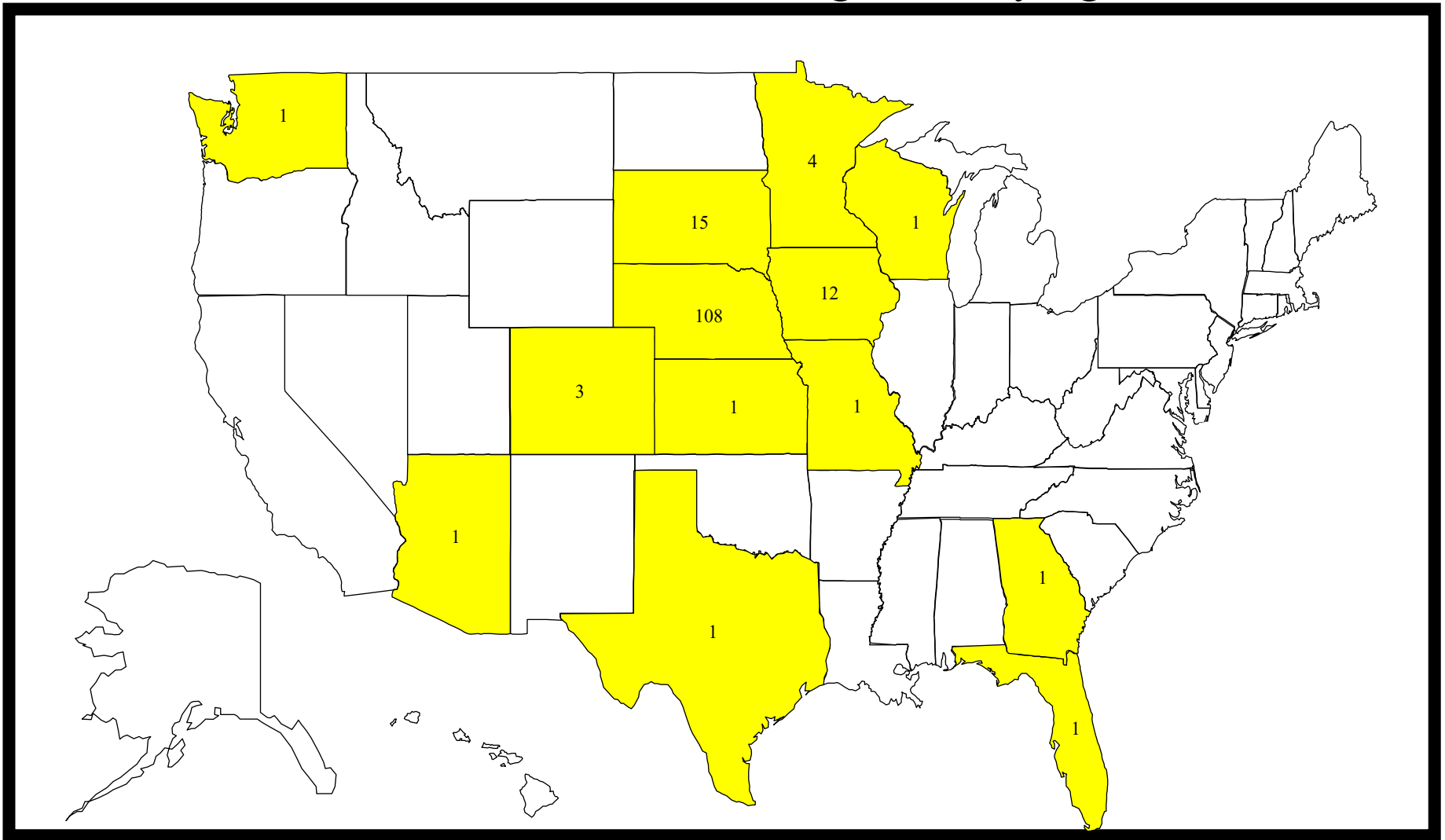
# WAYNE STATE COLLEGE

States Where 2020-2021 Education and Behavioral Sciences  
Graduates Are Working or Studying



# WAYNE STATE COLLEGE

States Where 2020-2021 Science, Health and Criminal Justice  
Graduates Are Working or Studying



**School of Arts and Humanities: 2020-2021 Reported Job Titles and Salaries/Wages  
(Based on First Majors Only)**

Job Title	Salary**	To Hourly	Wage/Hr	To Salary
Assistant Manager	NA/Not Reported			
Bank Teller			\$13.50	\$28,080
Board Operator	NA/Not Reported			
Camera Operator/Special Assignments	NA/Not Reported			
Career Services Coordinator	\$40,000	\$19.23		
Cashier	NA/Not Reported			
Communications Assistant	NA/Not Reported			
Construction Laborer			\$16.00	\$33,280
Court & Crime Reporter	\$30,500	\$14.66		
Customer Experience Coordinator	\$35,000	\$16.83		
Customer Solution Specialist	NA/Not Reported			
Digital Producer	\$30,000	\$14.42		
Executive Director			\$20.00	\$41,600
Graphic Designer			\$17.50	\$36,400
Graphic Web Designer	NA/Not Reported			
Legal Assistant	\$35,000	\$16.83		
Owner	NA/Not Reported			
Paraprofessional	NA/Not Reported			
Produce Clerk			\$11.00	\$22,880
Producer/Editor: Iowa Wild Hockey Team	\$37,500	\$18.03		
Professional Writing Specialist			\$15.00	\$31,200
Project Specialist	\$50,000	\$24.04		
Promotion Director			\$15.00	\$31,200
Recreation Specialist	NA/Not Reported			
Retail Salesperson	NA/Not Reported			
Sales Professional	NA/Not Reported			
Screen Print Operations			\$13.00	\$27,040
Social Media Director			\$17.00	\$35,360
Staff Assistant	NA/Not Reported			

Job Title	Salary**	To Hourly	Wage/Hr	To Salary
Studio Board Operator			\$10.00	\$20,800
Support Representative	NA/Not Reported			
Teacher (6th Grade)	NA/Not Reported			
Teacher Assistant			\$16.30	\$33,904
Teacher-Art	\$38,000	\$18.27		
Teacher-Art (K-6th Grade)/ESL (K-12th Grade)	\$37,490	\$18.02		
Teacher-English	\$36,350	\$17.48		
Teacher-English	NA/Not Reported			
Teacher-English (7 -12th Grade)	\$39,000	\$18.75		
Teacher-English (9-12th Grade)	\$25,000	\$12.02		
Teacher-ESL (K-12th Grade)	\$36,800	\$17.69		
Teacher-Instrumental Music	\$40,917	\$19.67		
Teacher-Instrumental Music	\$49,000	\$23.56		
Teacher-Music (9-12th Grade)	\$36,000	\$17.31		
Teacher-Music (K-12th Grade)	\$40,566	\$19.50		
Teacher-Music (K-1st Grade)	NA/Not Reported			
Teacher-Spanish	\$39,000	\$18.75		
Teacher-Special Education	NA/Not Reported			
Teacher-Vocal (6th-12th Grade)	\$36,675	\$17.63		
Teller			\$16.50	\$34,320
Video Editor/Videographer	\$45,000	\$21.63		

<b>Ave. Salary &amp; Ave. Hourly Wage</b>	\$37,890	\$18.22	\$15.07	\$31,339
<b>Total Ave. Salary &amp; Hourly (combined)</b>	\$35,433		\$17.04	
<b>Min. Salary &amp; Min. Hourly Wage</b>	\$25,000		\$10.00	
<b>Max. Salary &amp; Max. Hourly Wage</b>	\$50,000		\$20.00	

\*\* If the number of hours worked per week was provided and was less than 40, the Starting Salary was converted to a salary based on 40 hours per week.

**School of Business and Technology: 2020-2021 Reported Job Titles and Salaries/Wages  
(Based on First Majors Only)**

Job Title	Salary**	To Hourly	Wage/Hr	To Salary
4-H and Extension Assistant			\$12.00	\$24,960
Accountant	\$49,000	\$23.56		
Accountant	NA/Not Reported			
Accounting Assistant	NA/Not Reported			
Accounting Assistant	NA/Not Reported			
Administrative Accounting Assistant	NA/Not Reported			
Administrative Coordinator	NA/Not Reported			
Admissions Coordinator	\$36,000	\$17.31		
Admissions Counselor	\$36,000	\$17.31		
Agribusiness Specialist	\$52,500	\$25.24		
Assistant Clerk I	NA/Not Reported			
Assistant Manager	NA/Not Reported			
Assistant Manager			\$14.00	\$29,120
Assistant Planning & Development Director			\$21.00	\$43,680
Assistant Project Manager	NA/Not Reported			
Assistant Property Manager	NA/Not Reported			
Associate I/O Engineer	NA/Not Reported			
Associate Neuroscience Field Specialist	\$60,000	\$28.85		
Athletic Director Admin. Assist. and Asst.	NA/Not Reported			
Auctioneer	NA/Not Reported			
Bank Examiner	\$54,853	\$26.37		
Bank Operations	NA/Not Reported			
Bank Teller			\$13.00	\$27,040
Branch Operations	NA/Not Reported			
Business Installation Technician	NA/Not Reported			
CAD Designer	\$45,000	\$21.63		
Cerner Consultant	NA/Not Reported			
Certified Dietary Manager	NA/Not Reported			
Certified Payroll Specialist	NA/Not Reported			

Job Title	Salary**	To Hourly	Wage/Hr	To Salary
Chief Operating Officer	NA/Not Reported			
Childcare Worker			\$9.54	\$19,843
Collections Agent	NA/Not Reported			
Computer Network Engineer	NA/Not Reported			
Computer Operator	\$30,000	\$14.42		
Construction Worker	NA/Not Reported			
Credit Analyst	NA/Not Reported			
Credit Analyst	NA/Not Reported			
Criminal Clerk			\$17.00	\$35,360
Customer Service/New Account Representative			\$15.00	\$31,200
Customer Support Associate	NA/Not Reported			
Customer Support Processing Specialist	NA/Not Reported			
Data Engineer	NA/Not Reported			
Desktop Support Specialist	NA/Not Reported			
Desktop Technician			\$18.00	\$37,440
Detailer			\$17.50	\$36,400
Detailer	NA/Not Reported			
Drafter	\$60,000	\$28.85		
Drafter	NA/Not Reported			
Driver	NA/Not Reported			
Early Head Start Lead Teacher			\$19.50	\$40,560
Family Support Specialist	NA/Not Reported			
Family Support Worker	NA/Not Reported			
Farm Manager	NA/Not Reported			
Farmer	NA/Not Reported			
Field Technician	\$40,000	\$19.23		
Financial Aid Specialist	\$35,000	\$16.83		
Financial Data Analyst	\$50,000	\$24.04		
Financial Trading Specialist			\$17.00	\$35,360
Food Manager			\$16.00	\$33,280
Food Service Director	\$40,000	\$19.23		
Front-end Web Developer	\$45,000	\$21.63		
Fund Accountant	NA/Not Reported			

Job Title	Salary**	To Hourly	Wage/Hr	To Salary
General Accountant	\$44,000	\$21.15		
General Ledger Accountant	\$40,320	\$19.38		
Grain Support Specialist	NA/Not Reported			
Health Information Management Representative			\$16.50	\$34,320
Health Services Clerk			\$17.50	\$36,400
Help Desk Analyst III	\$64,000	\$30.77		
Human Resources Assistant			\$18.00	\$37,440
Human Resources Assistant	NA/Not Reported			
Human Resources Assistant	NA/Not Reported			
Human Resources Director	NA/Not Reported			
Human Resources Generalist	\$55,000	\$26.44		
Human Resources Manager	\$85,000	\$40.87		
Human Resources Recruiter	NA/Not Reported			
Human Resources Representative	NA/Not Reported			
Inside Sales Representative	NA/Not Reported			
Instructor - Construction & Building Science	NA/Not Reported			
Inventory Planner	NA/Not Reported			
IT Support Specialist			\$19.00	\$39,520
IT Technician	NA/Not Reported			
ITM & Call Center Supervisor	\$47,400	\$22.79		
Jr. Unified Communications Specialist	NA/Not Reported			
Lawn Applicator	NA/Not Reported			
Lien Search Administrator	NA/Not Reported			
Loan Administrator	\$35,000	\$16.83		
Loan Analyst	\$45,000	\$21.63		
Loan Operations			\$17.00	\$35,360
Loan Processor			\$15.50	\$32,240
Loan Specialist			\$16.00	\$33,280
Machinist Assistant	NA/Not Reported			
Mail Processing Clerk	NA/Not Reported			
Maintenance Technician I	NA/Not Reported			
Manager	\$40,000	\$19.23		
Marketing & Recruiting			\$15.00	\$31,200



Job Title	Salary**	To Hourly	Wage/Hr	To Salary
Marketing Coordinator	NA/Not Reported			
Marketing Coordinator	NA/Not Reported			
Marketing Coordinator	NA/Not Reported			
Marketing Specialist	NA/Not Reported			
Marketing Specialist	NA/Not Reported			
Mortgage Processor	NA/Not Reported			
Network Specialist	\$59,000	\$28.37		
Nutrition Counselor	NA/Not Reported			
Office Assistant IV	NA/Not Reported			
Outside Yard Assistant	NA/Not Reported			
Owner/Operator	NA/Not Reported			
Paraprofessional	NA/Not Reported			
Patient Financial Counselor	NA/Not Reported			
Payroll Specialist	NA/Not Reported			
Personal Banker			\$14.00	\$29,120
Personal Travel Consultant	\$34,000	\$16.35		
Production Supervisor	NA/Not Reported			
Project Engineer	\$60,000	\$28.85		
Project Manager	\$55,000	\$26.44		
Project Manager	\$50,000	\$24.04		
Project Manager/Drafter	NA/Not Reported			
Quality Control Specialist	NA/Not Reported			
Real Estate Agent	NA/Not Reported			
Real Estate Assistant	NA/Not Reported			
Record Keeper Specialist			\$17.00	\$35,360
Recruiter	\$58,250	\$28.00		
Remote Residential Interior Designer			\$19.00	\$39,520
Research Development			\$16.00	\$33,280
Rotational Graduate Trainee	\$60,000	\$28.85		
Sales Internship			\$15.00	\$31,200
Sales Internship			\$15.00	\$31,200
Sales Representative	NA/Not Reported			
Sales Representative	NA/Not Reported			

Job Title	Salary**	To Hourly	Wage/Hr	To Salary
Scheduler	\$52,000	\$25.00		
Server Software Developer	\$56,000	\$26.92		
Shared Services Accounting Supervisor	\$67,533	\$32.47		
Skills Training Specialist/Financial Assistant	\$28,000	\$13.46		
Software Engineer	\$55,000	\$26.44		
Staff Accountant	\$52,000	\$25.00		
Staff Accountant	\$48,000	\$23.08		
Store Manager	\$30,000	\$14.42		
Systems Analyst	\$60,000	\$28.85		
Tax Accountant	NA/Not Reported			
Tax Associate	\$49,500	\$23.80		
Teacher-Business	\$40,000	\$19.23		
Teacher-Business Education (9-12th Grade)	\$38,375	\$18.45		
Teacher-Family & Consumer Science	\$35,825	\$17.22		
Teacher-Family & Consumer Science	\$37,150	\$17.86		
Teacher-Family & Consumer Science	\$38,400	\$18.46		
Teacher-Family & Consumer Science	\$40,000	\$19.23		
Teacher-Family & Consumer Science	\$41,000	\$19.71		
Teacher-Family & Consumer Science	\$43,200	\$20.77		
Teacher-Family & Consumer Science (7-12th	NA/Not Reported			
Teacher-Industrial Arts (7-12th Grade)	\$45,204	\$21.73		
Teacher-Industrial Tech (Jr. High)	\$37,507	\$18.03		
Teacher-Industrial Technology	\$36,050	\$17.33		
Teacher-Industrial Technology (7th-12th Grade)	\$37,300	\$17.93		
Teacher-Secondary Education	\$38,050	\$18.29		
Teacher-Skilled & Technical Science	\$36,575	\$17.58		
Teacher-Skilled and Technical Sciences (9-12th	\$37,366	\$17.96		
Teacher-STS	\$35,825	\$17.22		
Teacher-STS (7-12th Grade)	\$36,100	\$17.36		
Teacher-STS (7-12th Grade)	\$38,822	\$18.66		
Teacher-Technology	\$37,150	\$17.86		
Technical Recruiter	NA/Not Reported			
Technical Systems Engineer	NA/Not Reported			

Job Title	Salary**	To Hourly	Wage/Hr	To Salary
Teller	NA/Not Reported			
Teller	NA/Not Reported			
Vice President	NA/Not Reported			
Wedding Planner/Coordinator	NA/Not Reported			

**Ave. Salary & Ave. Hourly Wage**                      \$45,648                      \$21.95                      \$16.16                      \$33,603

**Total Ave. Salary & Hourly (combined)**                      \$41,964                      \$20.17

**Min. Salary & Min. Hourly Wage**                      \$28,000                      \$9.54

**Max. Salary & Max. Hourly Wage**                      \$85,000                      \$21.00

\*\* If the number of hours worked per week was provided and was less than 40, the Starting Salary was converted to a salary based on 40 hours per week.

**School of Education and Behavioral Sciences: 2020-2021 Reported Job Titles and Salaries/Wages**

**(Based on First Majors Only)**

Job Title	Salary**	To Hourly	Wage/Hr	To Salary
Accounts Receivable Clerk	NA/Not Reported			
Activity Coordinator	NA/Not Reported			
Assistant Administrator	NA/Not Reported			
Behavioral Technician			\$16.16	\$33,613
Case Manager			\$20.08	\$41,766
Community Support Specialist			\$16.50	\$34,320
Correctional Officer	NA/Not Reported			
Enhanced Services Advocate	NA/Not Reported			
Family Support Specialist			\$17.37	\$36,130
Family Support Specialist	NA/Not Reported			
Football & Basketball Coach	NA/Not Reported			
Foster Care Home Specialist	NA/Not Reported			
Human Trafficking Program Coordinator			\$23.00	\$47,840
Infant Teacher			\$14.65	\$30,472
Lead Preschool Teacher			\$13.00	\$27,040
Mental Health Specialist	NA/Not Reported			
Options Counselor/Case Manager			\$20.00	\$41,600
Outreach Coordinator	NA/Not Reported			
Owner/Dog Groomer	NA/Not Reported			
Paraprofessional	\$36,900	\$17.74		
Paraprofessional			\$13.92	\$28,954
Paraprofessional			\$12.80	\$26,624
Program Coordinator			\$14.50	\$30,160
Program Support Specialist			\$13.50	\$28,080
Psychometrist	NA/Not Reported			
Sales Representative	NA/Not Reported			
Service Technician	NA/Not Reported			
Social Services Director			\$17.50	\$36,400
Social Services Supervisor	NA/Not Reported			
SPED Paraprofessional	NA/Not Reported			
Store Manager	\$65,000	\$31.25		

Job Title	Salary**	To Hourly	Wage/Hr	To Salary
Teacher	\$35,800	\$17.21		
Teacher	\$36,330	\$17.47		
Teacher	\$36,850	\$17.72		
Teacher	\$37,150	\$17.86		
Teacher	\$37,232	\$17.90		
Teacher	\$49,000	\$23.56		
Teacher	NA/Not Reported			
Teacher	NA/Not Reported			
Teacher	\$39,625	\$19.05		
Teacher (1st Grade)	\$40,200	\$19.33		
Teacher (1st Grade)	\$43,000	\$20.67		
Teacher (1st Grade)	NA/Not Reported			
Teacher (2nd Grade)	\$36,071	\$17.34		
Teacher (2nd Grade)	\$37,000	\$17.79		
Teacher (2nd Grade)	\$38,000	\$18.27		
Teacher (2nd Grade)	\$39,625	\$19.05		
Teacher (2nd Grade)	\$42,500	\$20.43		
Teacher (3rd Grade)	\$36,500	\$17.55		
Teacher (3rd Grade)	\$37,000	\$17.79		
Teacher (3rd Grade)	\$43,000	\$20.67		
Teacher (3rd Grade)	\$36,250	\$17.43		
Teacher (3rd-6th Grade)	\$37,500	\$18.03		
Teacher (4th Grade)	\$35,300	\$16.97		
Teacher (4th Grade)	\$36,650	\$17.62		
Teacher (4th Grade)	\$37,507	\$18.03		
Teacher (4th Grade)	\$37,580	\$18.07		
Teacher (4th Grade)	\$38,400	\$18.46		
Teacher (4th Grade)	\$43,000	\$20.67		
Teacher (4th Grade)	\$43,300	\$20.82		
Teacher (5th Grade)	\$39,420	\$18.95		
Teacher (5th Grade)	\$41,000	\$19.71		
Teacher (5th-6th Grade)	NA/Not Reported			
Teacher (6th Grade)	\$36,600	\$17.60		
Teacher Assistant			\$14.35	\$29,848
Teacher-American History (8th Grade)	\$40,000	\$19.23		

Job Title	Salary**	To Hourly	Wage/Hr	To Salary
Teacher-Elementary	\$36,100	\$17.36		
Teacher-Elementary	\$36,647	\$17.62		
Teacher-Elementary	\$36,750	\$17.67		
Teacher-Elementary	\$36,800	\$17.69		
Teacher-Elementary	\$36,900	\$17.74		
Teacher-Elementary	\$37,350	\$17.96		
Teacher-Elementary	\$37,500	\$18.03		
Teacher-Elementary	\$37,507	\$18.03		
Teacher-Elementary	\$39,000	\$18.75		
Teacher-Elementary	\$40,370	\$19.41		
Teacher-Elementary	\$42,500	\$20.43		
Teacher-Elementary			\$13.00	\$27,040
Teacher-Elementary	NA/Not Reported			
Teacher-Kindergarten	\$38,000	\$18.27		
Teacher-Language Arts (Jr. High)	\$37,550	\$18.05		
Teacher-Preschool	\$38,000	\$18.27		
Teacher-Preschool	\$37,219	\$17.89		
Teacher-Preschool	\$38,390	\$18.46		
Teacher-Preschool	NA/Not Reported			
Teacher-Reading (4th-6th Grade)	\$35,000	\$16.83		
Teacher-Resource Teacher (6th/8th Grade)	\$39,625	\$19.05		
Teacher-Social Studies	\$36,400	\$17.50		
Teacher-Special Education	\$31,600	\$15.19		
Teacher-Special Education	\$35,650	\$17.14		
Teacher-Special Education	\$37,000	\$17.79		
Teacher-Special Education	\$37,475	\$18.02		
Teacher-Special Education	\$37,500	\$18.03		
Teacher-Special Education	\$39,112	\$18.80		
Teacher-Special Education	NA/Not Reported			
Teacher-Special Education	NA/Not Reported			
Teacher-Special Education	NA/Not Reported			
Teacher-Special Education	NA/Not Reported			
Teacher-Special Education (6th Grade)	\$37,000	\$17.79		
Teacher-Special Education (7-12th Grade)	\$36,900	\$17.74		
Teacher-Special Education (K-5th Grade)	\$38,000	\$18.27		

Job Title	Salary**	To Hourly	Wage/Hr	To Salary
Teacher-Special Education Resource	\$37,000	\$17.79		
Teacher-Substitute	\$34,085	\$16.39		
Teacher-Substitute	\$42,332	\$20.35		
Teacher-Substitute	NA/Not Reported			
Teacher-Substitute (Full-time)	NA/Not Reported			
Unit Specialist			\$13.00	\$27,040
Youth Mental Health Associate			\$17.48	\$36,358

**Ave. Salary & Ave. Hourly Wage**                                 \$38,580                                 \$18.55                                 \$15.93                                 \$33,134

**Total Ave. Salary & Hourly (combined)**                                 \$37,423   \$17.99

**Min. Salary & Min. Hourly Wage**                                 \$31,600   \$12.80

**Max. Salary & Max. Hourly Wage**                                 \$65,000   \$23.00

\*\* If the number of hours worked per week was provided and was less than 40, the Starting Salary was converted to a salary based on 40 hours per week.

**School of Science, Health and Criminal Justice: 2020-2021 Reported Job Titles and Salaries/Wages  
(Based on First Majors Only)**

Job Title	Salary**	To Hourly	Wage/Hr	To Salary
2nd Lieutenant	\$65,000	\$31.25		
Activities Administrative Assistant	NA/Not Reported			
Activities Director Support Staff	NA/Not Reported			
Administrative Assistant	NA/Not Reported			
Assistant Family Teacher for At Risk Youth			\$22.00	\$45,760
Assistant Operations Manager	NA/Not Reported			
Assistant Probation Officer	\$38,697	\$18.60		
Assistant Scientist	NA/Not Reported			
Assistant Strength & Conditioning Coach	NA/Not Reported			
Assistant Teacher			\$13.03	\$27,102
Assistant Terminal Manager	NA/Not Reported			
Assistant Track & Field Coach	NA/Not Reported			
Bank Teller	NA/Not Reported			
Biological Science Technician	NA/Not Reported			
Biotherapeutic Representative	NA/Not Reported			
Campus Life Director	\$38,000	\$18.27		
Campus Security	\$30,000	\$14.42		
Certified Nursing Assistant	NA/Not Reported			
Certified Nursing Assistant			\$25.00	\$52,000
Child & Family Services Specialist			\$18.96	\$39,437
Child & Family Services Specialist	NA/Not Reported			
Child & Family Services Specialist	NA/Not Reported			
Child & Family Specialist	\$35,000	\$16.83		
Client Advocate			\$16.00	\$33,280
Community First Services & Specialist			\$18.60	\$38,688
Community Program Monitor			\$24.00	\$49,920
Competitive Support Team	\$35,000	\$16.83		
Coordinator of Recreational Programs	NA/Not Reported			



Job Title	Salary**	To Hourly	Wage/Hr	To Salary
Correctional Officer			\$15.00	\$31,200
Correctional Officer			\$18.16	\$37,773
Correctional Officer			\$20.00	\$41,600
Correctional Officer			\$28.00	\$58,240
Corrections Officer			\$15.50	\$32,240
Corrections Officer			\$20.09	\$41,787
Customer Success Specialist	\$37,000	\$17.79		
Data Analyst	NA/Not Reported			
Deputy Sheriff			\$17.00	\$35,360
Deputy Sheriff/Criminal Investigator	\$50,000	\$24.04		
Donor Specialist 3	NA/Not Reported			
Electronic Monitoring Officer	NA/Not Reported			
Embedded Recruitment Specialist	NA/Not Reported			
Emergency Medical Technician	NA/Not Reported			
Eye Care Clinic Assistant			\$13.00	\$27,040
Facilities & Sports Information Assistant	NA/Not Reported			
Family Partner Services Support	NA/Not Reported			
Family Support Specialist			\$16.75	\$34,840
Family Support Worker			\$14.89	\$30,971
Family Support Worker	NA/Not Reported			
Game Day Staff & Facilities Management	NA/Not Reported			
Health Fitness Specialist	NA/Not Reported			
Healthcare Recruiter	\$60,000	\$28.85		
High School Math Mentor	\$42,000	\$20.19		
Home & Community Based Services Assistant	NA/Not Reported			
Implementation Analyst	NA/Not Reported			
Infantry	NA/Not Reported			
Installer	NA/Not Reported			
Intake & Support Specialist	NA/Not Reported			
Lab Technician	NA/Not Reported			
Landscape Crew Member	NA/Not Reported			
Lead Lab Technician	NA/Not Reported			

Job Title	Salary**	To Hourly	Wage/Hr	To Salary
Lumber Associate			\$16.50	\$34,320
Medical Laboratory Scientist			\$24.00	\$49,920
Mental Health Security Unit Supervisor			\$19.91	\$41,413
Military Police	NA/Not Reported			
Officer Candidate School	NA/Not Reported			
Paraprofessional	NA/Not Reported			
Personal Trainer	NA/Not Reported			
Personal Trainer	NA/Not Reported			
Pilot Driver	NA/Not Reported			
Police Officer	NA/Not Reported			
Probation Support Staff			\$14.32	\$29,786
Project Manager	NA/Not Reported			
Recreation Coordinator	NA/Not Reported			
Roving Technician			\$20.00	\$41,600
Sales Associate	NA/Not Reported			
Sales Executive	\$35,000	\$16.83		
State Trooper	NA/Not Reported			
Supervisor/Level 2 Intern	NA/Not Reported			
Taxidermist			\$14.00	\$29,120
Teacher-Health & PE (K-12th Grade)	\$37,000	\$17.79		
Teacher-Math	\$39,000	\$18.75		
Teacher-Math (7th Grade)	\$38,650	\$18.58		
Teacher-Math (7th-12th Grade)	\$39,550	\$19.01		
Teacher-Math (7th-8th Grade)	\$39,883	\$19.17		
Teacher-Math (9th-12th Grade)	\$38,500	\$18.51		
Teacher-PE & Health (K-8th Grade)	\$33,000	\$15.87		
Teacher-Physical Education	\$38,090	\$18.31		
Teacher-Physical Education	\$38,750	\$18.63		
Teacher-Technology (7-12th Grade)	\$37,000	\$17.79		
Team Member	NA/Not Reported			
Technician	\$27,000	\$12.98		
Tire Specialist	NA/Not Reported			

