

**SUMMARY REPORT OF THE WAYNE STATE COLLEGE  
STUDENT CAMPUS CLIMATE SURVEY**

*In conjunction with SSC 419,  
the WSC Vice President for Academic Affairs Office, and the  
Academic Quality Improvement Program (AQIP)*

Fall 2004

Student Researchers: Alexander Rippatoe  
Lee Roden  
Christina Rotherham

Research Facilitator: Jason Karsky, Ph.D.  
Dept. of Sociology, Psychology, and Criminal Justice  
Wayne State College

**SUMMARY REPORT OF WAYNE STATE COLLEGE STUDENT CAMPUS  
CLIMATE SURVEY  
FALL 2004**

Research Facilitator: Jason Karsky  
Student Researchers: Alexander Rippatoe  
Lee Roden  
Christina Rotherham

*In conjunction with SSC 419,  
the WSC Vice President for Academic Affairs Office, and the  
Academic Quality Improvement Program (AQIP)*

The Vice President for Academic Affairs Office at WSC, in collaboration with SSC 419, conducted an AQIP related campus climate survey during the fall semester of 2004. Wayne State College students, age 19 and older were surveyed online. The survey was sent to every student's primary and secondary email accounts. Participants were notified that they may refrain from any/all survey questions if they do not feel comfortable answering. Once the on-line survey was completed and submitted, data was electronically transported into a network file without researcher/network staff knowledge of participant identity. In all, 706 of 2843 surveys were electronically submitted for a return rate of 24.8%.

### **Demographics**

Of the students who filled out the survey, 36.6% were seniors, 28.2% were juniors, 19.9% were sophomores and 11.6% were freshmen. Three point eight percent of the students who responded were graduate students. Eighty-five point six percent of the participants ranged from 19-25 years old, while 7.5% were 26-35, and 6.4% were 36-55 years of age. Two respondents (.3%) fell in the 56-65 range, and 1 person (.1%) was over 65. Of the students surveyed, 85.3% were full-time students, and 14.7% were enrolled part-time. Regarding one's major, of 830 responses (some claiming more than one major), Education had the most responses (16.9%), followed by Business (14.9%), Criminal Justice (8.6%), and Human Service Counseling (4.6%). Students that live off campus made up 58.2% of the respondents, while 41.8% live on campus. Thirty point five percent of the respondents were transfer students. Of students surveyed, 2.8% had a disability. When students were asked about their marital status, 80.7% reported being single, 12.8% were married, 2.8% were divorced, and 1% indicated being separated. Four responded as being a widow or widower (.6%), while 14 students (2.1%) responded that they were other. Regarding race, 88% reported being white, while 4.1% reported white person not of Hispanic/Latin origin. Ten students (1.5%) reported being Hispanic or Latino, and 12 students (1.8%) reported being black or African American. Two students (.3%) reported being Asian, 4 students (.6%) reported being American Indian or Alaska Natives, and 2 students (.3%) reported being Native Hawaiian or other Pacific Islander. Twenty-two students (3.2%) reported being two or more races, while 2 students (.3%) reported being races other than those which were listed.

Note: Valid Percents are based only on respondents who actually answered the question.  
SA = strongly agree    A = agree    N = neutral    D = disagree    SD = strongly disagree

## Frequency Distributions

### *Pleased with Instruction*

Students were asked if they are pleased with the instruction they are receiving at WSC. Of respondents, 67.3% agreed, while 19.5% strongly agreed.

Figure 1.

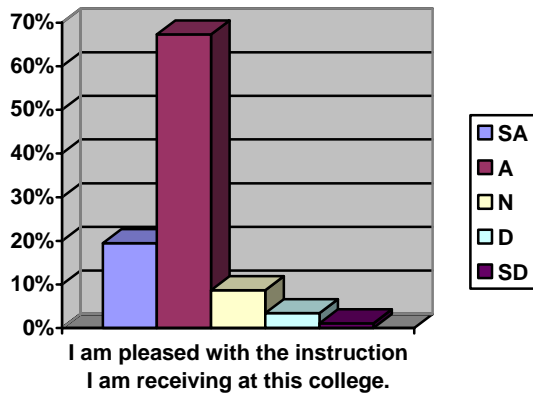


Table 1.

|         |        | Frequency | Valid Percent |
|---------|--------|-----------|---------------|
| Valid   | sa     | 137       | 19.5%         |
|         | a      | 473       | 67.3%         |
|         | n      | 61        | 8.7%          |
|         | d      | 24        | 3.4%          |
|         | sd     | 8         | 1.1%          |
| Total   |        | 703       | 100.0%        |
| Missing | System | 3         |               |
| Total   |        | 706       |               |

### *Course Offerings*

When asked as to whether they are satisfied with the course offerings on campus, 51.4% agreed, while 20.1% were neutral.

Figure 2.

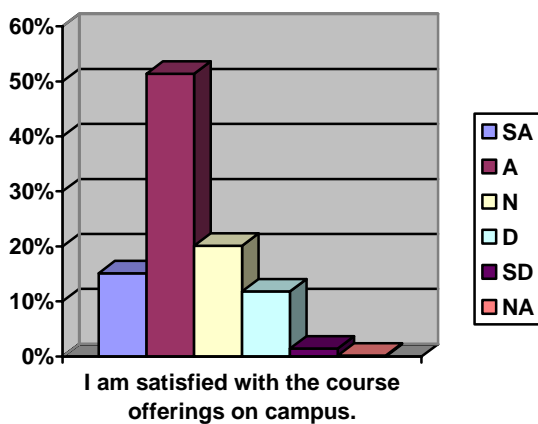


Table 2.

|         |        | Frequency | Valid Percent |
|---------|--------|-----------|---------------|
| Valid   | sa     | 106       | 15.1%         |
|         | a      | 361       | 51.4%         |
|         | n      | 141       | 20.1%         |
|         | d      | 83        | 11.8%         |
|         | sd     | 10        | 1.45%         |
|         | na     | 1         | .15%          |
| Total   |        | 702       | 100.0%        |
| Missing | System | 4         |               |
| Total   |        | 706       |               |

### Enrollment

Students were asked if they have been able to enroll in the courses they need. Of respondents, 49.7% agreed, while 25.9% said they strongly agreed.

Figure 3.

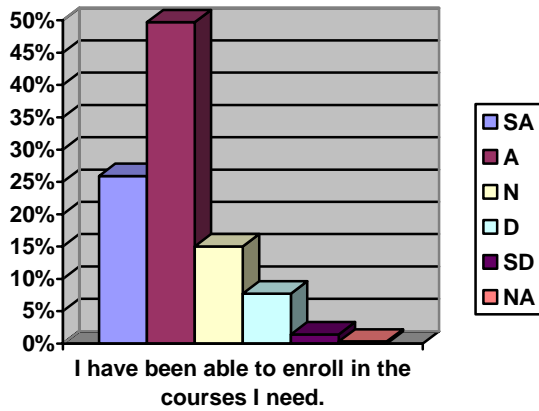


Table 3.

|         |        | Frequency | Valid Percent |
|---------|--------|-----------|---------------|
| Valid   | sa     | 181       | 25.9%         |
|         | a      | 348       | 49.7%         |
|         | n      | 105       | 15.0%         |
|         | d      | 54        | 7.7%          |
|         | sd     | 10        | 1.4%          |
|         | na     | 2         | .3%           |
|         | Total  | 700       | 100.0%        |
| Missing | System | 6         |               |
| Total   |        | 706       |               |

### Instructors

When asked if instructors are readily accessible to students, 52% agreed while 26.2% strongly agreed.

Figure 4.

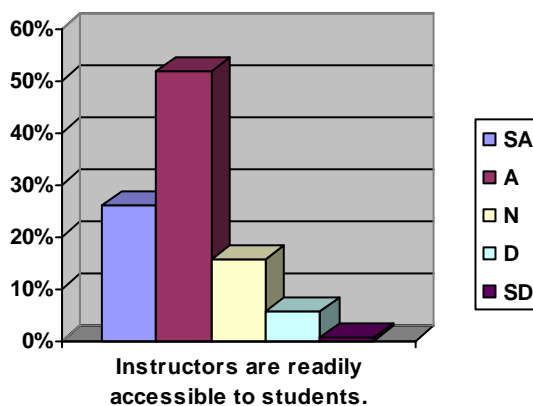


Table 4.

|         |        | Frequency | Valid Percent |
|---------|--------|-----------|---------------|
| Valid   | sa     | 184       | 26.2          |
|         | a      | 365       | 52.0          |
|         | n      | 109       | 15.5          |
|         | d      | 40        | 5.7           |
|         | sd     | 4         | .6            |
| Total   |        | 702       | 100.0         |
| Missing | System | 4         |               |
| Total   |        | 706       |               |

### Grading

When students were asked if grading is conducted in a fair manner, 61.9% agreed and 19.5% strongly agreed.

Figure 5.

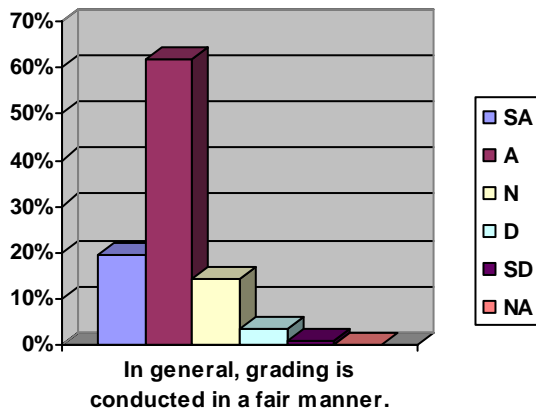


Table 5.

|         |        | Frequency | Valid Percent |
|---------|--------|-----------|---------------|
| Valid   | sa     | 137       | 19.5%         |
|         | a      | 434       | 61.9%         |
|         | n      | 99        | 14.1%         |
|         | d      | 25        | 3.6%          |
|         | sd     | 5         | .7%           |
|         | na     | 1         | .1%           |
|         | Total  | 701       | 100.0%        |
| Missing | System | 5         |               |
| Total   |        | 706       |               |

### Tutoring Services

Students were asked if they are satisfied with the tutoring services on campus. Of respondents, 34.7% agreed, while 26.3% of respondents indicated being neutral.

Figure 6.

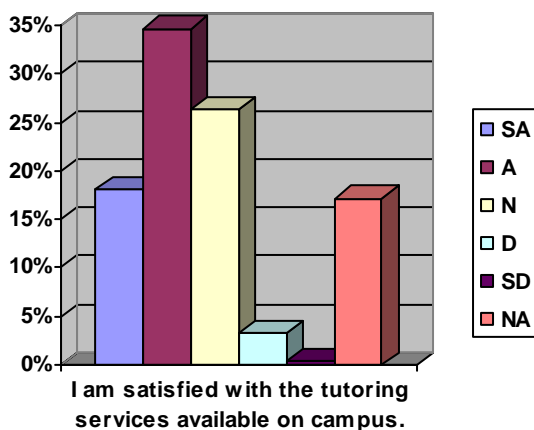


Table 6.

|         |        | Frequency | Valid Percent |
|---------|--------|-----------|---------------|
| Valid   | sa     | 127       | 18.2%         |
|         | a      | 242       | 34.7%         |
|         | n      | 183       | 26.3%         |
|         | d      | 22        | 3.2%          |
|         | sd     | 3         | .4%           |
|         | na     | 120       | 17.2%         |
|         | Total  | 697       | 100.0%        |
| Missing | System | 9         |               |
| Total   |        | 706       |               |

### Career Options

When asked whether advisors discuss career options with students, 35.1% agreed, while 20.9% strongly agreed.

Figure 7.

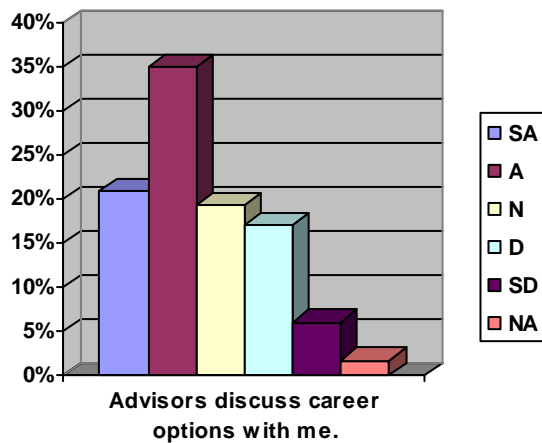


Table 7.

|         |        | Frequency | Valid Percent |
|---------|--------|-----------|---------------|
| Valid   | sa     | 146       | 20.9%         |
|         | a      | 246       | 35.1%         |
|         | n      | 135       | 19.3%         |
|         | d      | 119       | 17.0%         |
|         | sd     | 42        | 6.0%          |
|         | na     | 12        | 1.7%          |
| Total   |        | 700       | 100.0%        |
| Missing | System | 6         |               |
| Total   |        | 706       |               |

### Advisor Guidance

When asked if advisors provide guidance in course selection, 43.5% agreed and 29.7% strongly agreed.

Figure 8.

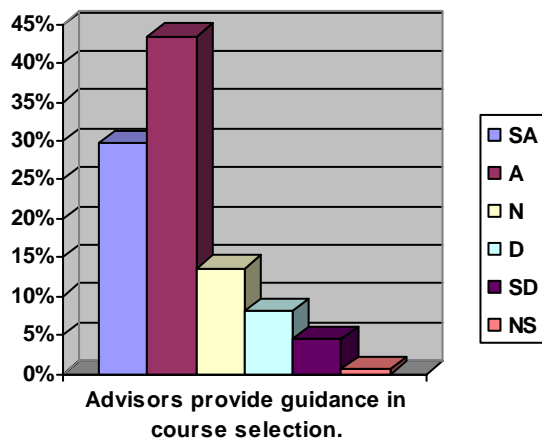


Table 8.

|         |        | Frequency | Valid Percent |
|---------|--------|-----------|---------------|
| Valid   | SA     | 207       | 29.7%         |
|         | A      | 303       | 43.5%         |
|         | N      | 95        | 13.6%         |
|         | D      | 56        | 8.0%          |
|         | SD     | 31        | 4.4%          |
|         | NA     | 5         | .7%           |
| Total   |        | 697       | 100.0%        |
| Missing | System | 9         |               |
| Total   |        | 706       |               |

### Administration

Students were asked if they can meet with administrators when needed. Of respondents, 44.6% agreed, while 28.9% were neutral.

Figure 9.

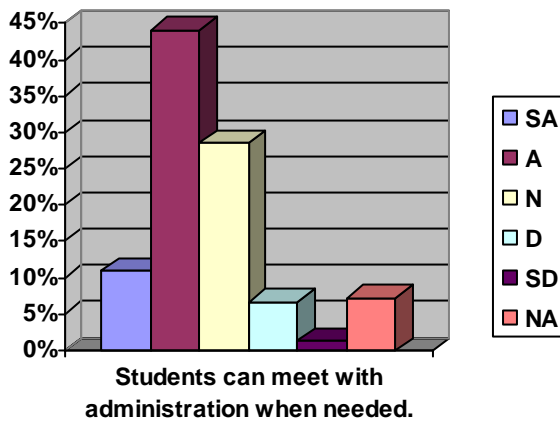


Table 9.

|         |        | Frequency | Valid Percent |
|---------|--------|-----------|---------------|
| Valid   | SA     | 77        | 11.0          |
|         | A      | 311       | 44.6          |
|         | N      | 202       | 28.9          |
|         | D      | 47        | 6.7           |
|         | SD     | 10        | 1.4           |
|         | NA     | 51        | 7.3           |
| Total   |        | 698       | 100.0         |
| Missing | System | 8         |               |
| Total   |        | 706       |               |

Students were also asked whether administrative (Hahn) office hours are sufficient to meet their needs. Of respondents 57.6% agreed, and 14.1% strongly agreed.

Figure 10.

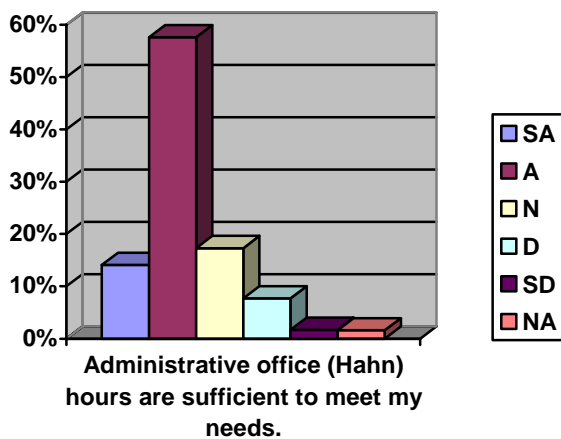


Table 10.

|         |        | Frequency | Valid Percent |
|---------|--------|-----------|---------------|
| Valid   | SA     | 99        | 14.1%         |
|         | A      | 403       | 57.6%         |
|         | N      | 121       | 17.3%         |
|         | D      | 54        | 7.7%          |
|         | SD     | 12        | 1.7%          |
|         | NA     | 11        | 1.6%          |
| Total   |        | 700       | 100.0%        |
| Missing | System | 6         |               |
| Total   |        | 706       |               |

When respondents were asked if administrative (Hahn) staff are helpful, 53.2% agreed while 16.5% strongly agreed.

Figure 11.

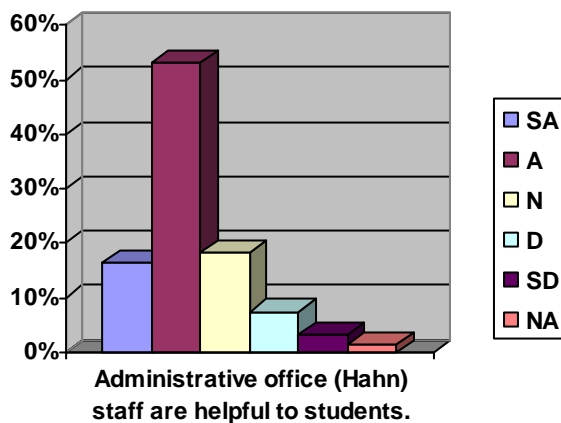


Table 11.

|         |        | Frequency | Valid Percent |
|---------|--------|-----------|---------------|
| Valid   | SA     | 115       | 16.5%         |
|         | A      | 371       | 53.2%         |
|         | N      | 128       | 18.3%         |
|         | D      | 52        | 7.4%          |
|         | SD     | 23        | 3.3%          |
|         | NA     | 9         | 1.3%          |
|         | Total  | 698       | 100.0%        |
| Missing | System | 8         |               |
| Total   |        | 706       |               |

When asked if administrative (Hahn) staff are courteous, 46.4% agreed while 17.5% strongly agreed.

Figure 12.

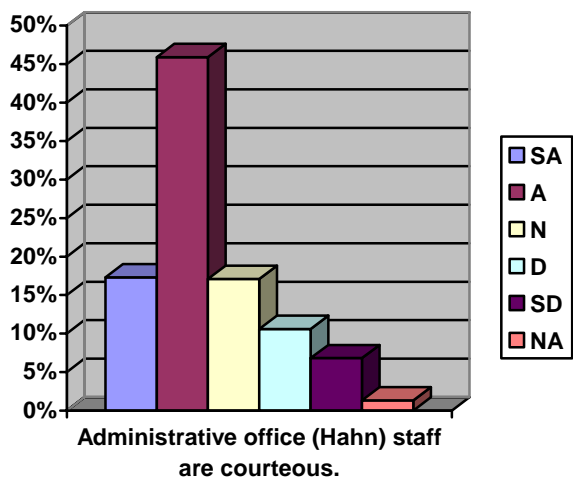


Table 12.

|         |        | Frequency | Valid Percent |
|---------|--------|-----------|---------------|
| Valid   | SA     | 122       | 17.5          |
|         | A      | 324       | 46.4          |
|         | N      | 121       | 17.3          |
|         | D      | 75        | 10.7          |
|         | SD     | 48        | 6.9           |
|         | NA     | 9         | 1.3           |
|         | Total  | 699       | 100.0         |
| Missing | System | 7         |               |
| Total   |        | 706       |               |

*Diversity*

Students were asked whether there is ample diversity among faculty/staff and students on campus. Of respondents 50.4% agreed, while 23.2% indicated being neutral.

Figure 13.

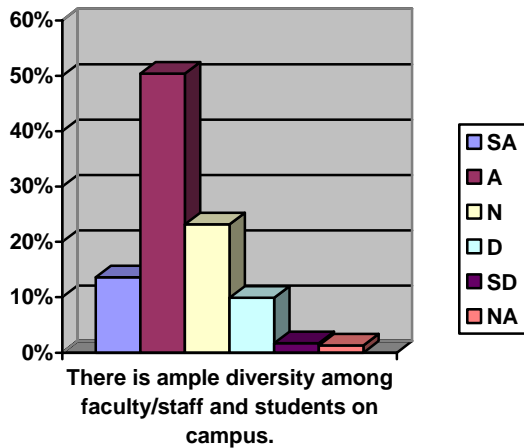


Table 13.

|         |        | Frequency | Valid Percent |
|---------|--------|-----------|---------------|
| Valid   | SA     | 95        | 13.6%         |
|         | A      | 352       | 50.4%         |
|         | N      | 162       | 23.2%         |
|         | D      | 69        | 9.9%          |
|         | SD     | 12        | 1.7%          |
|         | NA     | 9         | 1.3%          |
|         | Total  | 699       | 100.0%        |
| Missing | System | 7         |               |
| Total   |        | 706       |               |

When asked if instructors refer to contributions made by culturally diverse persons in the field, 42.1% agreed while 30.8% were neutral.

Figure 14.

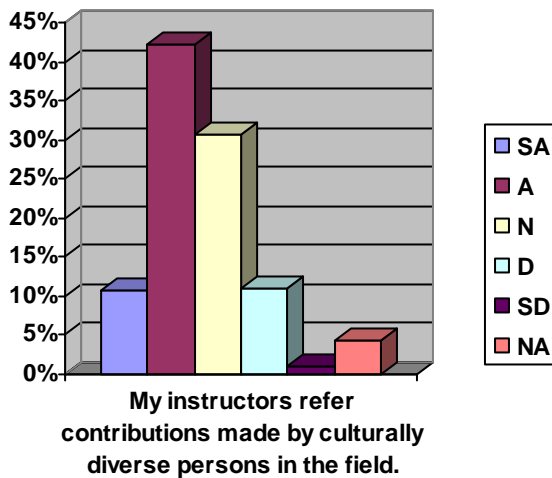


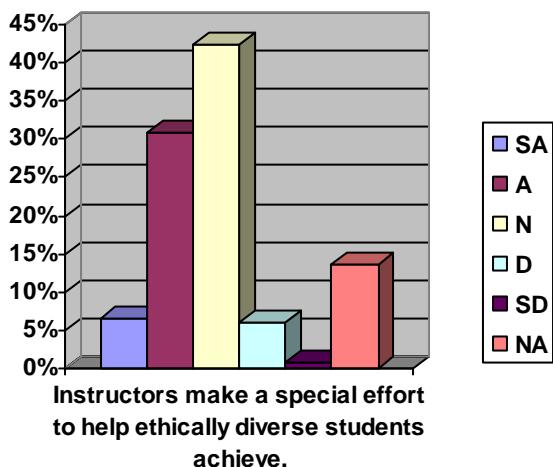
Table 14.

|         |        | Frequency | Valid Percent |
|---------|--------|-----------|---------------|
| Valid   | SA     | 75        | 10.7%         |
|         | A      | 294       | 42.1%         |
|         | N      | 215       | 30.8%         |
|         | D      | 77        | 11.0%         |
|         | SD     | 7         | 1.0%          |
|         | NA     | 31        | 4.4%          |
|         | Total  | 699       | 100.0%        |
| Missing | System | 7         |               |
| Total   |        | 706       |               |

When questioned whether instructors make a special effort to help ethically diverse students achieve, 42.3% responded neutral while 30.8% agreed.

Figure 15.

Table 15.

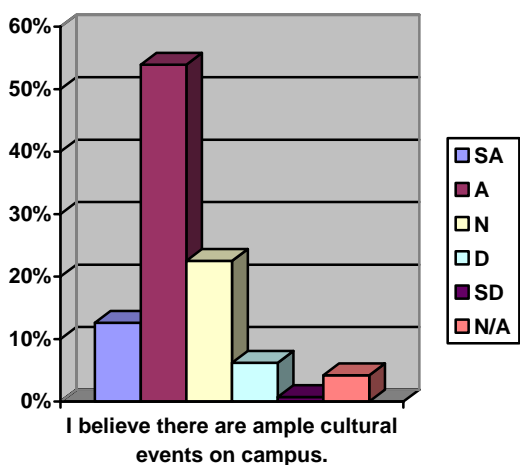


|         |        | Frequency | Valid Percent |
|---------|--------|-----------|---------------|
| Valid   | SA     | 45        | 6.5%          |
|         | A      | 214       | 30.8%         |
|         | N      | 294       | 42.3%         |
|         | D      | 42        | 6.0%          |
|         | SD     | 5         | .7%           |
|         | NA     | 95        | 13.7%         |
|         | Total  | 695       | 100.0%        |
| Missing | System | 11        |               |
| Total   |        | 706       |               |

Students were asked if they believe there are ample cultural events on campus. Fifty-three point nine percent agreed to there being ample cultural events on campus, while 22.5% were neutral.

Figure 16.

Table 16.



|         |        | Frequency | Valid Percent |
|---------|--------|-----------|---------------|
| Valid   | sa     | 88        | 12.6%         |
|         | a      | 376       | 53.9%         |
|         | n      | 157       | 22.5%         |
|         | d      | 43        | 6.2%          |
|         | sd     | 5         | .7%           |
|         | n/a    | 29        | 4.2%          |
|         | Total  | 698       | 100.0%        |
| Missing | System | 8         |               |
| Total   |        | 706       |               |

When students were asked if their instructors refer to contributions made by women in the field of study, 46.0% agreed while 28.1% were neutral.

Figure 17.

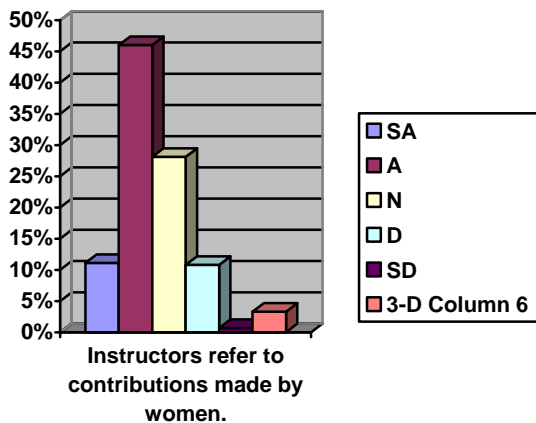


Table 17.

|         |        | Frequency | Valid Percent |
|---------|--------|-----------|---------------|
| Valid   | sa     | 77        | 11.1%         |
|         | a      | 320       | 46.0%         |
|         | n      | 195       | 28.1%         |
|         | d      | 75        | 10.8%         |
|         | sd     | 5         | .7%           |
|         | n/a    | 23        | 3.3%          |
|         | Total  | 695       | 100.0%        |
| Missing | System | 11        |               |
| Total   |        | 706       |               |

Regarding accessibility for mobility impaired persons, 52.1% agreed that the campus is accessible, while 15.7% strongly agreed.

Figure 18.

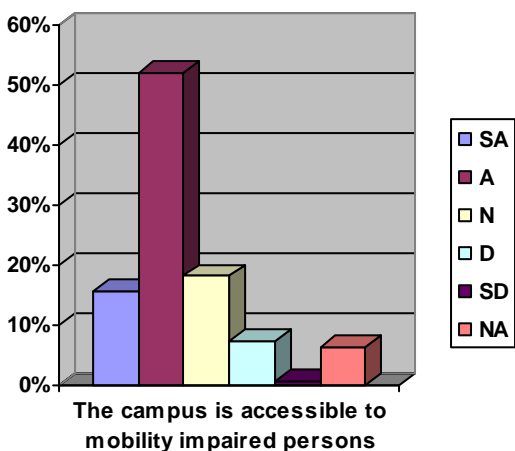


Table 18.

|         |        | Frequency | Valid Percent |
|---------|--------|-----------|---------------|
| Valid   | sa     | 110       | 15.7%         |
|         | a      | 365       | 52.1%         |
|         | n      | 127       | 18.1%         |
|         | d      | 50        | 7.1%          |
|         | sd     | 4         | .6%           |
|         | n/a    | 44        | 6.3%          |
|         | Total  | 700       | 100.0%        |
| Missing | System | 6         |               |
| Total   |        | 706       |               |

When asked if faculty/staff and administration are accepting of diversity, 59.8% agreed to the statement, while 19.7% strongly agreed.

Figure 19.

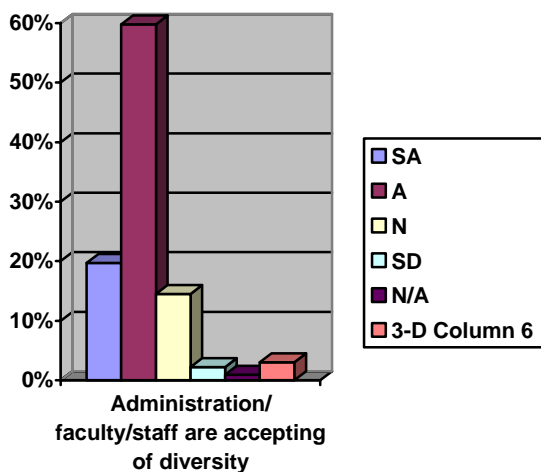


Table 19.

|         |        | Frequency | Valid Percent |
|---------|--------|-----------|---------------|
| Valid   | sa     | 137       | 19.7%         |
|         | a      | 417       | 59.8%         |
|         | n      | 101       | 14.5%         |
|         | d      | 15        | 2.2%          |
|         | sd     | 6         | .9%           |
|         | n/a    | 21        | 3.0%          |
|         | Total  | 697       | 100.0%        |
| Missing | System | 9         |               |
| Total   |        | 706       |               |

When asked if students are accepting of diversity, 53.6% agree to the statement, and 24.1% were neutral.

Figure 20.

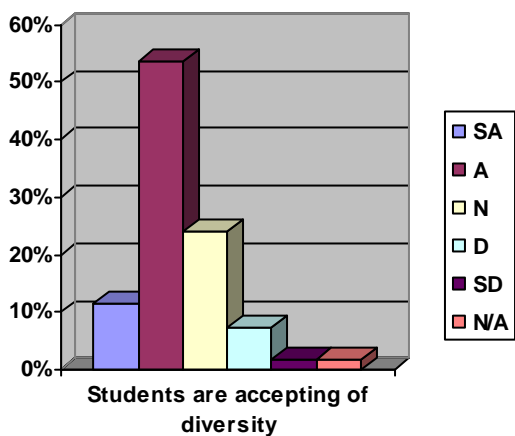


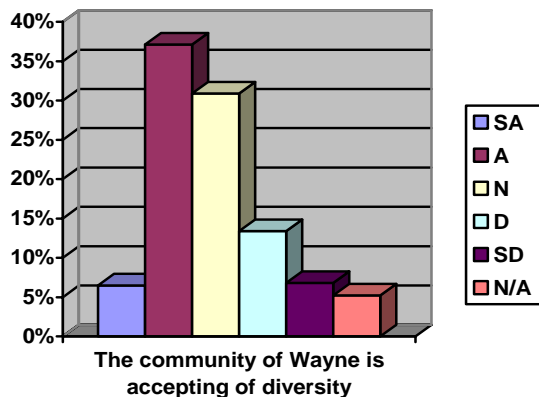
Table 20.

|         |        | Frequency | Valid Percent |
|---------|--------|-----------|---------------|
| Valid   | sa     | 80        | 11.5%         |
|         | a      | 374       | 53.6%         |
|         | n      | 168       | 24.1%         |
|         | d      | 52        | 7.4%          |
|         | sd     | 12        | 1.7%          |
|         | n/a    | 12        | 1.7%          |
|         | Total  | 698       | 100.0%        |
| Missing | System | 8         |               |
| Total   |        | 706       |               |

Students were asked if the community of Wayne is accepting of diversity. Of students 37.1% agreed, while 30.9% were neutral.

Figure 21.

Table 21.



|         |        | Frequency | Valid Percent |
|---------|--------|-----------|---------------|
| Valid   | sa     | 45        | 6.5%          |
|         | a      | 257       | 37.1%         |
|         | n      | 214       | 30.9%         |
|         | d      | 93        | 13.4%         |
|         | sd     | 47        | 6.8%          |
|         | n/a    | 36        | 5.2%          |
|         | Total  | 692       | 100.0%        |
| Missing | System | 14        |               |
| Total   |        | 706       |               |

Students were asked if they have heard faculty making disparaging remarks about various categories of people on campus. Respondents were asked to check all categories which apply. Of twelve categories, students indicated that faculty disparage religious people (2.7%) the most, followed by women (2.4%), and gay, lesbian, bisexual, or transgendered (2.25%).

Figure 22.

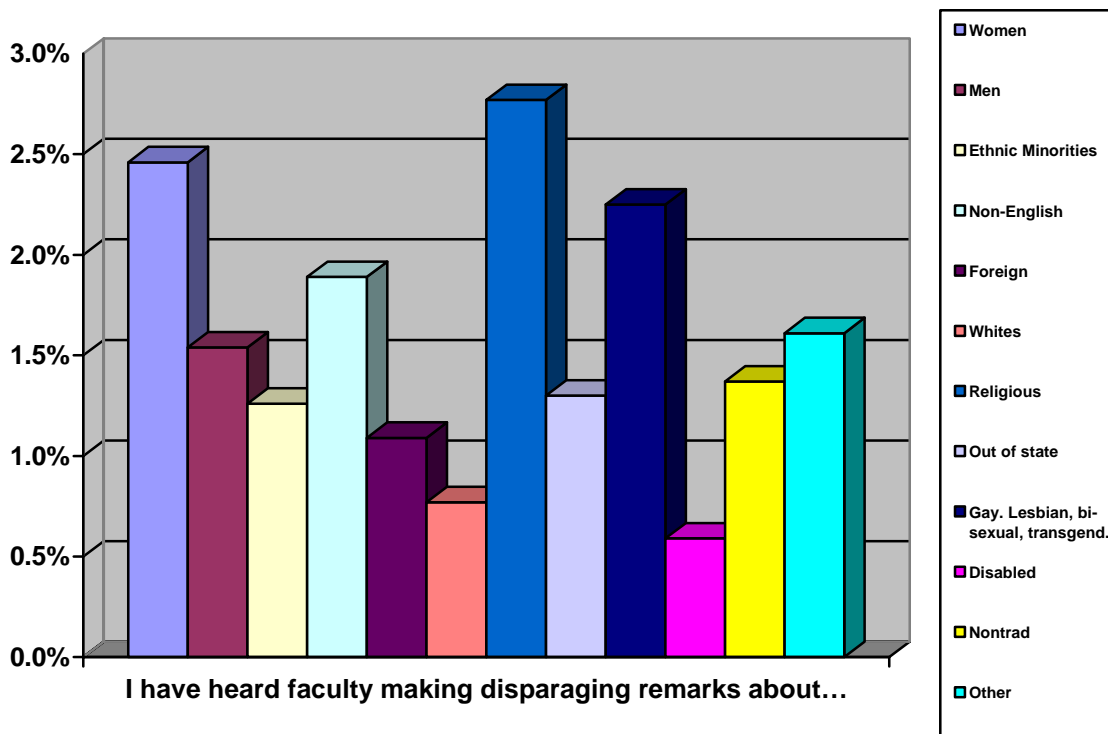


Table 22. (Cont.- I have heard faculty making disparaging remarks about...)

|                                     | Frequency | Percent |
|-------------------------------------|-----------|---------|
| Valid Women                         | 70        | 2.46%   |
| Men                                 | 44        | 1.54%   |
| Ethnic Minorities                   | 36        | 1.26%   |
| Non-English                         | 54        | 1.89%   |
| Foreign                             | 31        | 1.09%   |
| Whites                              | 22        | .77%    |
| Religious                           | 79        | 2.77%   |
| Out of state                        | 37        | 1.30%   |
| Gay. Lesbian, bi-sexual, transgend. | 64        | 2.25%   |
| Disabled                            | 17        | .59%    |
| Nontrad                             | 39        | 1.37%   |
| Other                               | 46        | 1.61%   |
| Total                               | 539       |         |

Students were asked if they have heard students making disparaging remarks about various categories of people on campus. Respondents were asked to check all categories which apply. Of twelve categories, students indicated that faculty disparage gay, lesbian, bisexual, or transgendered most (17.2%), followed by ethnic minorities (13%), non- English speakers (11.3%), and women (10.7%).

Figure 23.

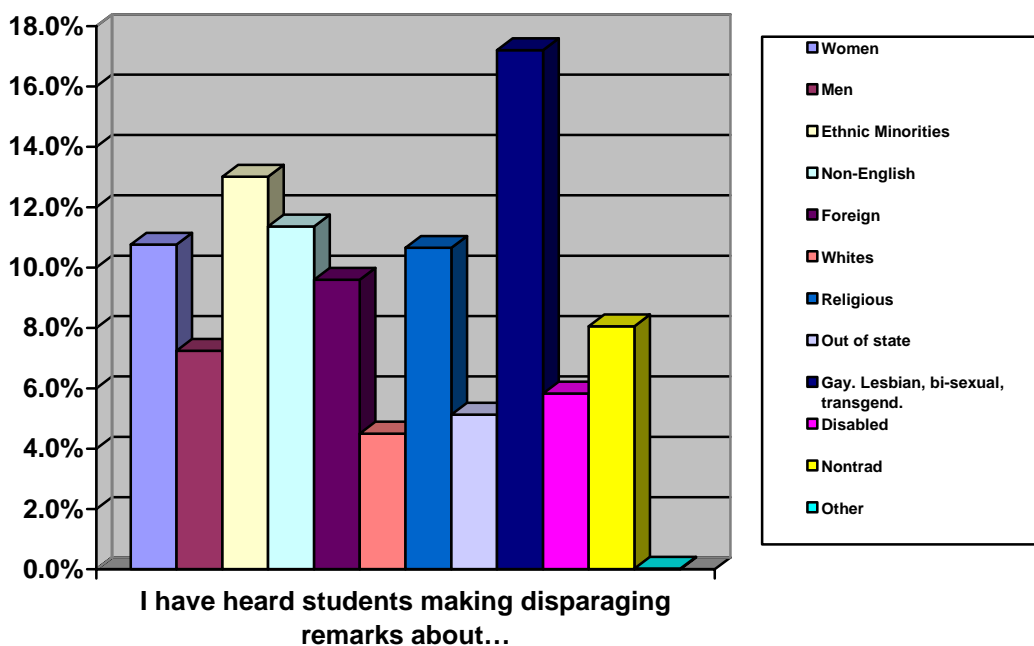


Table 23. (Cont.- I have heard students making disparaging remarks about...)

|                                     | Frequency | Percent |
|-------------------------------------|-----------|---------|
| Valid Women                         | 306       | 10.76%  |
| Men                                 | 206       | 7.24%   |
| Ethnic Minorities                   | 370       | 13.01%  |
| Non-English                         | 323       | 11.36%  |
| Foreign                             | 273       | 9.60%   |
| Whites                              | 128       | 4.50%   |
| Religious                           | 303       | 10.65%  |
| Out of state                        | 145       | 5.13%   |
| Gay. Lesbian, bi-sexual, transgend. | 489       | 17.20%  |
| Disabled                            | 166       | 5.83%   |
| Nontrad                             | 229       | 8.05%   |
| Other                               | 28        | .03%    |
| Total                               | 2966      |         |

*Programs*

When asked about satisfaction with the programs of study on campus, 61.9% were agreeably satisfied while 17.7% strongly agreed.

Figure 24.

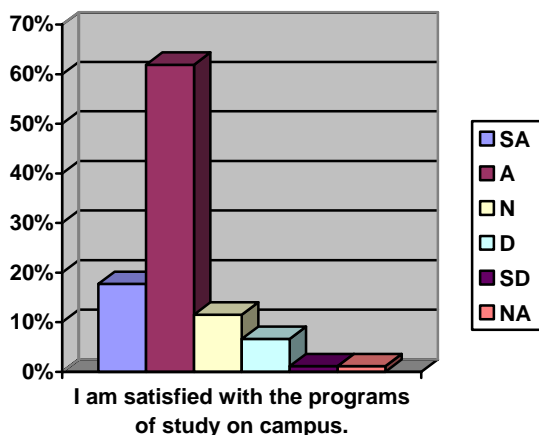


Table 24.

|                | Frequency | Valid Percent |
|----------------|-----------|---------------|
| Valid sa       | 123       | 17.7%         |
| a              | 431       | 61.9%         |
| n              | 80        | 11.5%         |
| d              | 46        | 6.6%          |
| sd             | 8         | 1.1%          |
| n/a            | 8         | 1.1%          |
| Total          | 696       | 100.0%        |
| Missing System | 10        |               |
| Total          | 706       |               |

*Student Activities*

The students were asked about participation in student activities on campus. Of students 43% agreed that they participate, and 18.3% were neutral on the subject.

Figure 25.

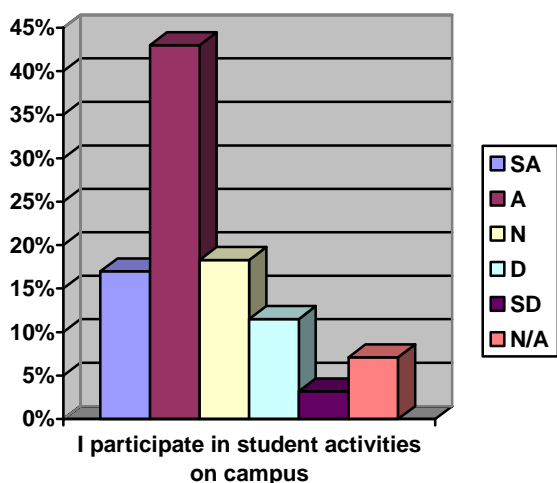


Table 25.

|         |        | Frequency | Valid Percent |
|---------|--------|-----------|---------------|
| Valid   | sa     | 118       | 17.0%         |
|         | a      | 299       | 43.0%         |
|         | n      | 127       | 18.3%         |
|         | d      | 80        | 11.5%         |
|         | sd     | 22        | 3.2%          |
|         | n/a    | 49        | 7.1%          |
| Total   |        | 695       | 100.0%        |
| Missing | System | 11        |               |
| Total   |        | 706       |               |

*Campus Cleanliness*

Of students, 60.1% surveyed agree the campus is clean and well maintained, while 21.1% strongly agreed.

Figure 26.

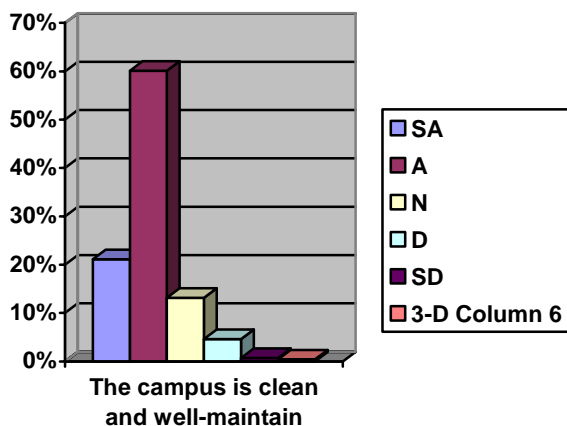


Table 26.

|         |        | Frequency | Valid Percent |
|---------|--------|-----------|---------------|
| Valid   | sa     | 147       | 21.1%         |
|         | a      | 418       | 60.1%         |
|         | n      | 91        | 13.1%         |
|         | d      | 32        | 4.6%          |
|         | sd     | 5         | .7%           |
|         | n/a    | 3         | .4%           |
| Total   |        | 696       | 100.0%        |
| Missing | System | 10        |               |
| Total   |        | 706       |               |

*Parking Lots*

The students were asked if they believe the parking lots are safe on campus. Of respondents 53.2% agreed with the statement, while 20.1% reported they were neutral.

Figure 27.

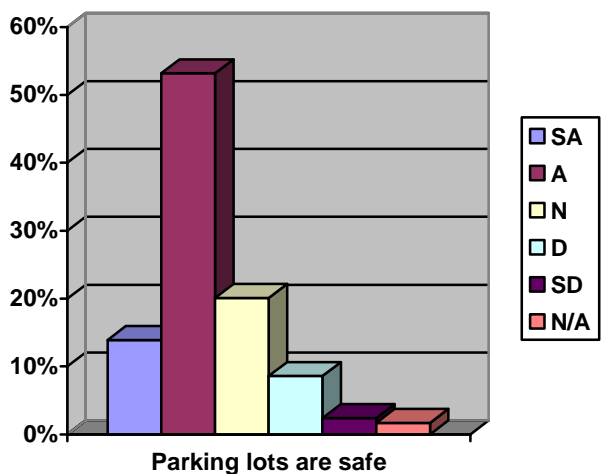


Table 27.

|         |        | Frequency | Valid Percent |
|---------|--------|-----------|---------------|
| Valid   | sa     | 97        | 13.9%         |
|         | a      | 371       | 53.2%         |
|         | n      | 140       | 20.1%         |
|         | d      | 60        | 8.6%          |
|         | sd     | 17        | 2.4%          |
|         | n/a    | 12        | 1.7%          |
|         | Total  | 697       | 100.0%        |
| Missing | System | 9         |               |
| Total   |        | 706       |               |

*Parking*

Students were asked about the issue of parking spaces being readily available. Of students, 18% agree to parking spaces being available. The students also had 30% who disagreed. Thirty point eight percent strongly disagreed.

Figure 28.

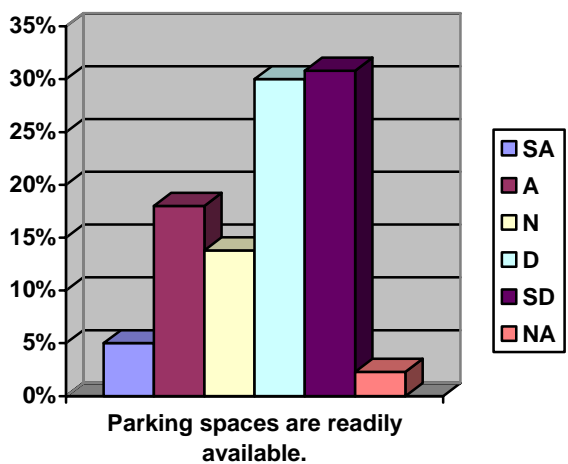


Table 28.

|         |        | Frequency | Valid Percent |
|---------|--------|-----------|---------------|
| Valid   | sa     | 35        | 5.0%          |
|         | a      | 125       | 18.0%         |
|         | n      | 96        | 13.8%         |
|         | d      | 208       | 30.0%         |
|         | sd     | 214       | 30.8%         |
|         | n/a    | 16        | 2.3%          |
|         | Total  | 694       | 100.0%        |
| Missing | System | 12        |               |
| Total   |        | 706       |               |

*Alcohol*

Of respondents, 32.3% agree they sometimes observe alcohol activity on campus, while 16.9% of students disagreed.

Figure 29.

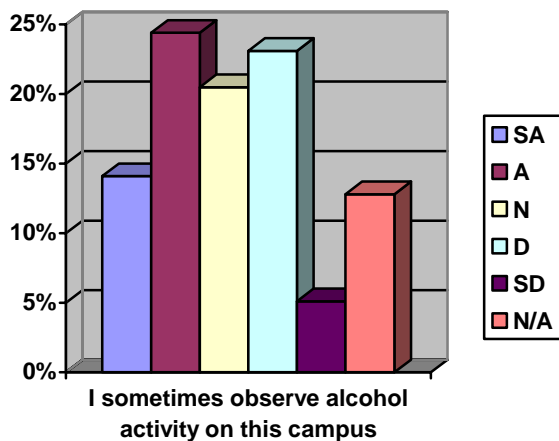


Table 29.

|         |        | Frequency | Valid Percent |
|---------|--------|-----------|---------------|
| Valid   | sa     | 73        | 10.5          |
|         | a      | 224       | 32.3          |
|         | n      | 153       | 22.1          |
|         | d      | 117       | 16.9          |
|         | sd     | 49        | 7.1           |
|         | n/a    | 77        | 11.1          |
|         | Total  | 693       | 100.0         |
| Missing | System | 13        |               |
| Total   |        | 706       |               |

*Drugs*

When students were asked if they sometimes observe drug activity on WSC's campus, 27.3% disagreed while 24% were neutral.

Figure 30.

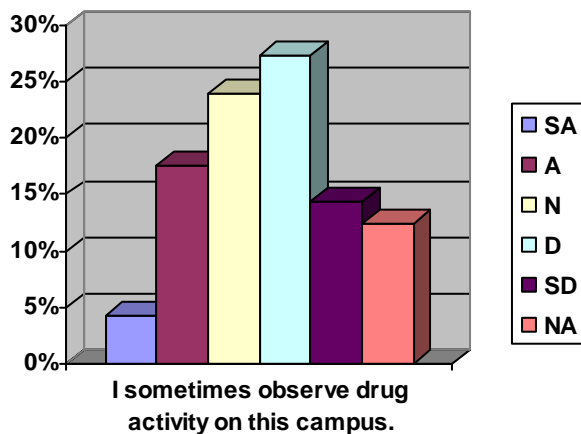


Table 30.

|         |        | Frequency | Valid Percent |
|---------|--------|-----------|---------------|
| Valid   | sa     | 30        | 4.3%          |
|         | a      | 122       | 17.6%         |
|         | n      | 166       | 24.0%         |
|         | d      | 189       | 27.3%         |
|         | sd     | 100       | 14.4%         |
|         | n/a    | 86        | 12.4%         |
|         | Total  | 693       | 100.0%        |
| Missing | System | 13        |               |
| Total   |        | 706       |               |

*Walking Alone*

Students were asked if they are afraid to walk alone on campus at night. Of students, 29.7% disagreed, while 23.1% strongly disagreed. Five point five percent of students surveyed strongly agreed to being scared to walk on campus at night.

Figure 31.

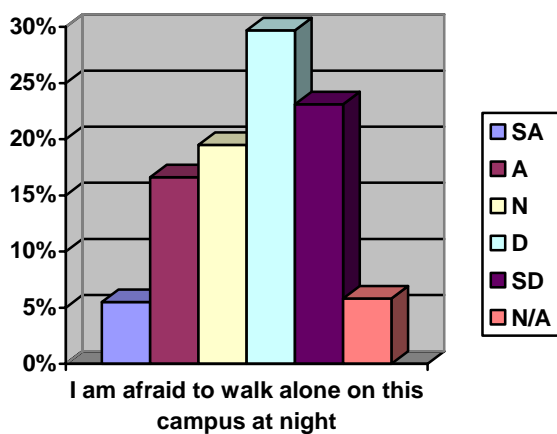


Table 31.

|         |        | Frequency | Valid Percent |
|---------|--------|-----------|---------------|
| Valid   | sa     | 38        | 5.5%          |
|         | a      | 115       | 16.6%         |
|         | n      | 135       | 19.5%         |
|         | d      | 206       | 29.7%         |
|         | sd     | 160       | 23.1%         |
|         | n/a    | 40        | 5.8%          |
| Total   |        | 694       | 100.0%        |
| Missing | System | 12        |               |
| Total   |        | 706       |               |

*Security*

When students were asked if security services were visible on campus, 50.9% agreed while 12.2% disagreed.

Figure 32.

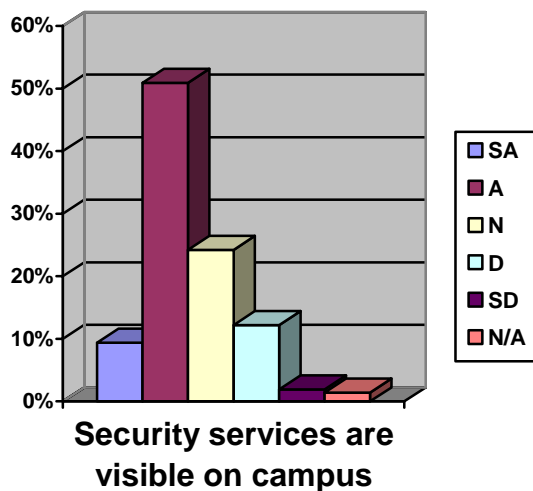


Table 32.

|         |        | Frequency | Valid Percent |
|---------|--------|-----------|---------------|
| Valid   | sa     | 65        | 9.4%          |
|         | a      | 354       | 50.9%         |
|         | n      | 168       | 24.2%         |
|         | d      | 85        | 12.2%         |
|         | sd     | 13        | 1.9%          |
|         | n/a    | 10        | 1.4%          |
| Total   |        | 695       | 100.0%        |
| Missing | System | 11        |               |
| Total   |        | 706       |               |

*Food Service*

When asked if food services offered a variety of satisfying choices, 27.7% of students agreed, while 15% disagreed.

Figure 33.

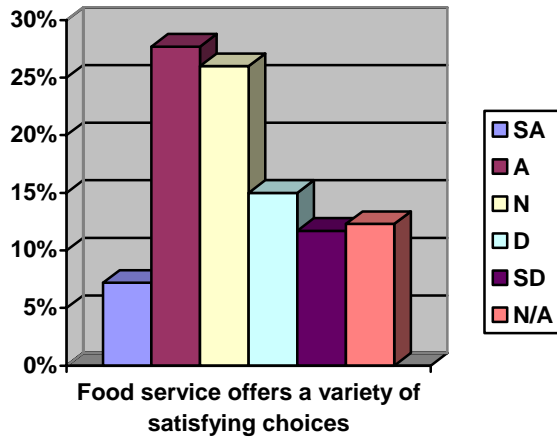


Table 33.

|         |        | Frequency | Valid Percent |
|---------|--------|-----------|---------------|
| Valid   | sa     | 50        | 7.2%          |
|         | a      | 192       | 27.7%         |
|         | n      | 180       | 26.0%         |
|         | d      | 104       | 15.0%         |
|         | sd     | 81        | 11.7%         |
|         | n/a    | 85        | 12.3%         |
|         | Total  | 692       | 100.0         |
| Missing | System | 14        |               |
| Total   |        | 706       |               |

*Library*

When students were asked if the library collection adequately meets their needs, 52.6% agreed, while 15.9% strongly agreed.

Figure 34.

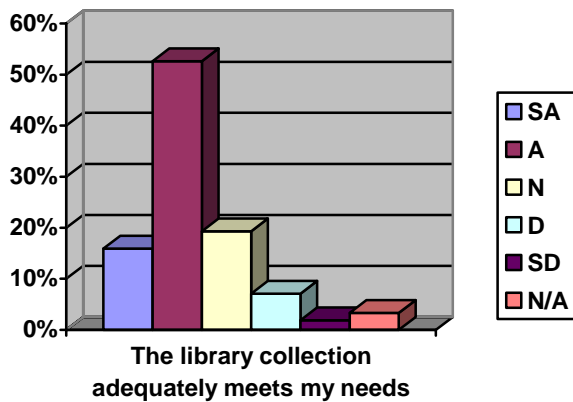


Table 34.

|         |        | Frequency | Valid Percent |
|---------|--------|-----------|---------------|
| Valid   | sa     | 110       | 15.9%         |
|         | a      | 365       | 52.6%         |
|         | n      | 134       | 19.3%         |
|         | d      | 49        | 7.1%          |
|         | sd     | 13        | 1.9%          |
|         | n/a    | 23        | 3.3%          |
|         | Total  | 694       | 100.0         |
| Missing | System | 12        |               |
| Total   |        | 706       |               |

*Bookstore*

Students were asked if the bookstore services adequately meet their needs. Forty-nine point nine percent agreed, while 13% strongly agreed.

Figure 35.

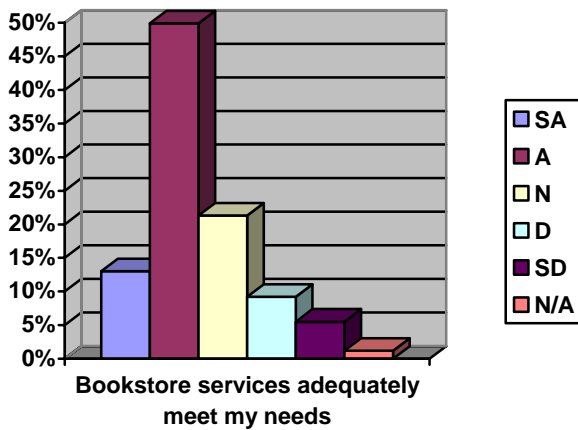


Table 35.

|         |        | Frequency | Valid Percent |
|---------|--------|-----------|---------------|
| Valid   | sa     | 90        | 13.0%         |
|         | a      | 346       | 49.9%         |
|         | n      | 148       | 21.3%         |
|         | d      | 64        | 9.2%          |
|         | sd     | 38        | 5.5%          |
|         | n/a    | 8         | 1.2%          |
|         | Total  | 694       | 100.0         |
| Missing | System | 12        |               |
| Total   |        | 706       |               |

When students were asked if they sometimes delay or do not buy textbook(s) because of expense, 55% strongly agreed, while 26.1% agreed.

Figure 36.

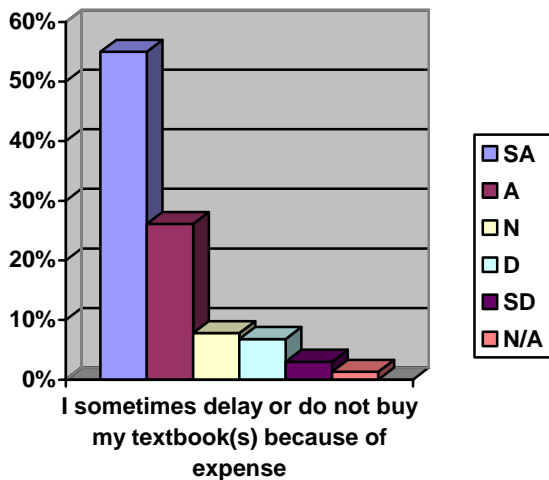


Table 36.

|         |        | Frequency | Valid Percent |
|---------|--------|-----------|---------------|
| Valid   | sa     | 382       | 55.0%         |
|         | a      | 181       | 26.1%         |
|         | n      | 54        | 7.8%          |
|         | d      | 47        | 6.8%          |
|         | sd     | 21        | 3.0%          |
|         | n/a    | 9         | 1.3%          |
|         | Total  | 694       | 100.0         |
| Missing | System | 12        |               |
| Total   |        | 706       |               |

*Study Areas*

When questioned if there are adequate places available on campus where students can meet to study, 59.4% agreed while 24.4% strongly agreed.

Figure 37.

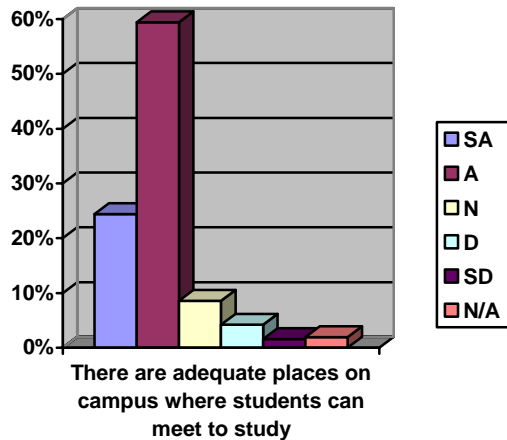


Table 37.

|         |        | Frequency | Valid Percent |
|---------|--------|-----------|---------------|
| Valid   | sa     | 168       | 24.4%         |
|         | a      | 409       | 59.4%         |
|         | n      | 59        | 8.6%          |
|         | d      | 29        | 4.2%          |
|         | sd     | 11        | 1.6%          |
|         | n/a    | 13        | 1.9%          |
|         | Total  | 689       | 100.0         |
| Missing | System | 17        |               |
| Total   |        | 706       |               |

*Classroom Environment*

Students were asked about the environment inside most classrooms. Again, respondents were asked to check all categories which apply. Of five categories, students indicated that civility exists the most (21.73%), followed by the classroom being homophobic (1.82%), and disrespectful (.80%).

Figure 38.

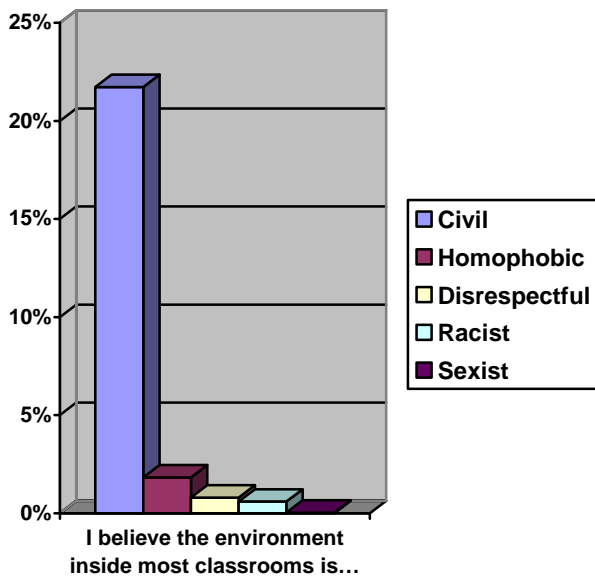


Table 38. (Cont.- Classroom environment)

|       |               | Frequency | Percent |
|-------|---------------|-----------|---------|
| Valid | Civil         | 618       | 21.73%  |
|       | Homophobic    | 52        | 1.82%   |
|       | Disrespectful | 23        | .80%    |
|       | Racist        | 17        | .59%    |
|       | Sexist        | 21        | .03%    |
|       | Total         | 731       |         |

### Enjoy Attending WSC

Students were asked if they enjoy attending Wayne State College. Fifty-one point five percent agreed, while 31.1% strongly agreed.

Figure 39.

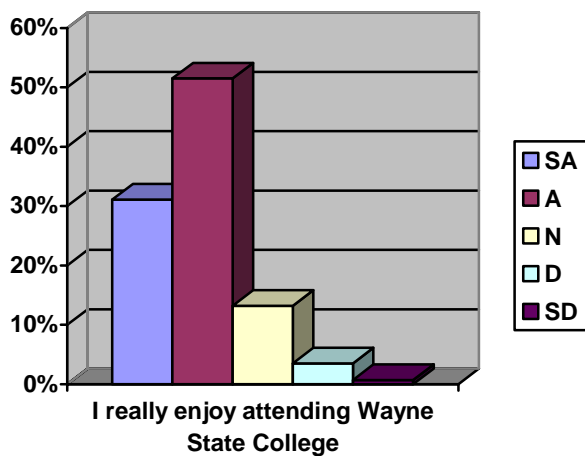


Table 39.

|         |        | Frequency | Valid Percent |
|---------|--------|-----------|---------------|
| Valid   | SA     | 215       | 31.1%         |
|         | A      | 356       | 51.5%         |
|         | N      | 91        | 13.2%         |
|         | D      | 24        | 3.5%          |
|         | SD     | 5         | .7%           |
|         | Total  | 691       | 100.0         |
| Missing | System | 15        |               |
| Total   |        | 706       |               |

Student Comments (unedited except for the removal of names or other possible identifiers)

I understand budget constraints, but the services to students is the reason for the college... WSC needs to enhance its opportunities for students.

I think that too many computers were taken out of the computer labs upstairs. There never seems to be an adequate number of computers.

I am extremely annoyed when this campus shuts down over the lunch hour. Something needs to be done about that.

I have had a wonderful experience at the WSC. I do suggest that a far larger number of night courses be offered in an effort to assist students as well as keeping Hahn open later as commuter students have difficulty in accessing some services.

Bookstore hours are not conducive to nontraditional students because the bookstore cannot stay open later than the building, especially in summer.

Very complete survey!!! Will the results be posted or will they be around campus?

Get rid of the limit of food we get from the gag!

I am very pleased with my choice to attend WSC. I have learned a lot here about many things, and I have definitely grown as a person because of my experiences here.

Campus needs more people like XXXXX who expect people to work hard and are responsible. Very much dislike another Prof. I have that makes non-trad, students feel like crap and he plays favorites. He is someone who demands respect which is something that is earned and when you stand up in front of a bunch of Freshmen and talk about doing drugs and drinking alcohol in a nonchalant manner and treat students like crap I have a difficult time respecting this person! Otherwise, I am glad I chose WSC for my pre-requisites for my ADN. I feel this will be a great advantage for me! XXXXX in financial aid is also very awesome!

I think that parking lot 10 should have more E parking. There are a lot of empty spaces for people who have D parking..maybe we should change them into E parking spaces.

I think the varsity weight room should be opened for non-athletes any time during the day. I don't like the 6:30 start time for non-athletes.

For the most part I am very satisfied with WSC. There is a problem with parking for commuters though. Another problem I have is there are two more art classes I would like to take, but I am going to forego them because of the teacher. I'm tired of hearing about all his beliefs on non-christian things. He should just teach the class art, not sundances, flower essence, wizardry and the like.

The unfortunate aspect of Wayne State College is the limited diversity of the student body. Most students are white and lower middle class, who follow the limited, narrow-minded values of their provincial, woefully undereducated parents and the region. It is disheartening to attend college with a group of people who, chronologically, are under twenty-five yet espouse beliefs that more closely match those of uneducated seventy-year-olds. It is amazing that blue hair rinse and prostrate inflammation creams are not sold at the book store right next to edited versions of the bible and postcards of George W. Bush.

I went into the business office the other day with a friend needing a new Student ID card, and if I could rate the hostility coming from the lady there, on a scale of one to ten, I would give it a 13. I think we need more friendly people here. When I was visiting WSC before I decided to come here, I was told that everyone is friendly and will treat you with respect, some do, many don't. The people who don't are all faculty. That is really pitiful. I've thought about transferring to get away from the faculty of WSC.

since i've been here it seems like the students attitude and excitement about the college has declined. a lot of people just don't think it's fun here. i think some of it has to do with the town also.

Bring back the Rape Aggression Defense Class. If I benefit from anything while I am here, it would be that class. Nothing is more important than women knowing how to protect themselves.

With the spring class schedule, a lot of the classes that I need to take are all at the same time. This cuts down on what I can take for that semester. I wish the dorms weren't so strict of visitation. I'm 20 years old and I can't have someone visit me later than 1:00. If you think about it, the students don't have this rule at home and the home rules should be more strict than college.

Campus Security is jerks about parking tickets. I am an RA and my residents complain about how they get ticketed if their parents get a parking ticket because they trace the vehicle to the students name. I feel this is unconstitutional and downright awful that Wayne State would do this to their students.

desks in some classrooms are terrible. They are small and uncomfortable. This makes it hard to concentrate.

We need more parking on campus. The hours at the cafeteria need to be changed. We need more evening hours- 6:30 is too early to close

It would be nice to have more computers available in the evening hours.

WSC is a good school, I believe the only real concern I have is the safety issues regarding the parking lots and lack of campus security. I also think co-ed dorms would help keep students on campus longer. The 24 hour coed visitation in Bowen was a help.

I think there should be more programs aimed at the traditional student.

I have been to two other schools besides WSC and attending WSC has been my best and most rewarding college experience.

Outside of the food services, I am real pleased with WSC and that is why I am back for a 3rd year. The only thing I would change for the food services is better choices/longer food service types and in the Lower Food Court, there is always a long line and creates confusion and takes a mins for our food. Just wondering if they could take the orders before the 1:00 hour and we have to wait to pay for them. It might be easier

I would like to see the cafeteria open for dinner on Sundays, and also have longer serving hours.

I would love to see a wider selection of upper level courses in the biological sciences. Maybe more specific programs ie. wildlife biology major/minor, ichthyology major/minor, etc..

Administrators need to show leadership skills, and not cower at conflict, e.g. the coaching scandal. It looks pretty bad when, in the last newspaper article, it was stated that the college had requested the state patrol investigation, but a few paragraphs later, the president said he didn't know anything about any investigation. Lies and coverups don't do much for the reputation of Wayne State.

Wayne has a lot of potential and has grown and advanced over the past three years that i have been here. There area still some places that need some advancement, especially when it comes to different classes and cross curricular activities. It would be nice to promote an even more diverse students and to limit the idea that we can't all get along. That would happen if the City of Wayne supported the college more then they do.

I don't think that there are enough culturally diverse activities that go on at Wayne State. Most of the things that take place are centered around or geared towards Caucasians. For the most part, classes are generally civil. I have, however, experienced some uncomfortable situations while in the classroom as well as just around campus. The town of Wayne is very racist to say the least. It's not so bad on campus because you are not interacting with the townspeople as much. I am experiencing problems with getting employment around town. I've also encountered the demeaning, intimidating stares on a constant basis when I go anywhere around town. The school is a great school overall, but these types of problems for the minorities and or persons with disabilities is something that could drastically change the rate at which culturally diverse people enroll and attend. It is a growing concern of mine as well as for others that I know. I have considered filling a complaint against some of the businesses in Wayne for which I have applied for employment because of the discrimination experienced. These kinds of behaviors are what make minorities apprehensive about attending schools like Wayne State.

Wayne State College offers students many opportunities... amazing opportunities that give us hands on experience that can really help us gain knowledge and get our 'foot in the door' when we graduate. Although there are problems - soapbox preaching, complaining, controversy, and the like - we need to remember that things like that happen other places too. Some instances can be deterred but it comes with maturity and experience - both are things that people can aquire at WSC if they want - it will just take effort. The resources are here - handed to us on a platter - all we have to do is take advantage of them.

I find it depressing and not conducive to a learning atmosphere that there is hardly any activity in academic buildings after 5 pm. It is also very difficult for me as a student to get things done because the library is only open for a few hours on the weekends. People at Wayne State College really buy into the status quo, and if it weren't for the professors (well, some of them) there probably would not be any new ideas. The campus code, administration, and student senate have a serious problem respecting freedom of speech.

I'm pregnant and have had to take a couple days off here and there because the doctor has told me to stay home and rest because of complications in my pregnancy. For the most part I believe that the professors are very understanding and try to reason with me. My grades are all very good and I have a 3.85 GPA, but there is one professor who just doesn't seem to care that the doctor has told me to stay home. She has encouraged me not to return to campus. When I received her e-mail encouraging me not to return I was outraged because I am 20 years old and married, but my life is far from over and I still have much to accomplish including getting a degree. I can't imagine an Education professor telling someone that is an Education major to not return next semester. That is horrible. Teachers should be encouraging their students to strive to succeed all of their goals and dreams in life not give up because of a wonderful thing such as having a baby.

I feel unaware of the job opportunities in my field, I don't really feel that I know what I can become even though I am about to graduate, I think that my advisor is overscheduled and Its not fully understood where to go for further guidance.

I wish the pride group wouldn't have put all the chalk stuff up. if their are gay that's fine. I don't want to see it all around.

with the increasing number of non-traditional students attending college, it would be nice to have some programs designed specifically for us. There are many programs I would like to be a part of, but being non-trad I also have to make a living through full time employment.

I think this campus is very liberal. If the liberals speak out about what they believe, then it is ok. However, if conservatives speak out the liberals claimed they are being attacked or oppressed. Conservatives don't feel like they can speak out because of the backlash they'll receive.

The food needs to be changed. The Freshmen Parking situation needs thought. It's horrible

More access in evenings to computer labs in buildings other than Conn Library, closer commuter parking

The Secondary Education department needs to kick it up a notch or two, by providing the same support and learning environment as the Elementary Education. There seems to be a clear difference in what is taught to El. Ed majors and what is (isn't) taught to Sec. Ed. majors.

For question 39, the environment depends on the subject being discussed. All choices are there at some point but I wouldn't say most of the time.

I really dislike how it is a core requirement for me to take POS 110 (World Politics) for my political science minor, but the class does not exist. In the three years I have attended WSC it has never been offered, because no one teaches it. I also do not like the fact that this semester I am not only in Ethics and Values, but also Criminal Justice Professionalism and Ethics. I think as long as you are required to take a ethics class for your major it should not also be required as a general education requirement.

The college has more of a drug and alcohol problem than they realize and they need to let Campus Security take more measures to correct this problem. I think Campus Security should become certified law enforcement and be able to do all the duties that a police department should do. Students disrespect security and should be taught to respect the authority of security more.

I understand that each instructor is different and has and will express differing views other than mine. However I know many other students who feel intimidated about expressing their views for fear it will affect their grade. In one such class the teacher talked extensively about mutal masterbation a subject not needed to be discussed in an el education class. Other examples include teachers that try to convert students to a political way of thinking rather than encourage "critical thinking". Please respect traditional ways of thought as much as non traditional

I beleieve that the Brandenburg building is in need if repair. There are ceiling tiles missing out of the classrooms and the ceiling vents are are covered with dust or possibly mold? Windows do not work properly ( one big screen even fell out during a class.) I believe that these are issues that need to be addressed for the safety and well being of the students.

The new professors should have some kind of teaching experience before working at Wayne State College. It is very difficult to take upper level classes with a professor who can barely understand what the student is saying.

The Bookstore needs to be open longer! Teachers need to pay attention to e-mails, and phone calls  
great survey!

I come from a large city and have been very pleased with my experience at wayne state. The students and staff are so welcoming. I tell everybody that I love attending WSC!

I dont think that students of any race or background should get special consideration or treatment, people have always stated that they wanted to be treated equal. I also believe that the parking on this campus totally sucks, i live off-campus, when i come to class every parking spot is full in the parking lot and then people get tickets for parking in the wrong spot. i also think that the slogan smaller school better teacher student relations is bogus as well, i have had teachers that just dont give a crap, that i have taken a class with, and have seen and greeted almost everyday for the last three years that when i ask to a recomendation, they dont even know who i am or what im here for. these teachers happen to be in my content area as well. on the good side, i love going to school here even with all this crap that goes on and i am in no hurry to leave. thanks for your time.

Schools need to work together more to get schedules that work for the STUDENTS better. Especially if they are taking multi-disiplinary studies (ex. middle-school education).

the interior design program at WSC needs ALOT of help!!!!

I mentioned that people made racist, sexist, and otherwise bigoted remarks, but then said the overall tone was civil in classrooms. This si because in the classes where these comments usually come out is in discussing tolerance, and so students are openly sharing their views in a fairly non hostile environment. As painful and infuriating as it is to hear the way some of these students think, it is the only way we can fix the problem.

Dorm life needs to be updated. Many other college's have co-ed dorms and WSC needs to change with the times. The dorms are also very outdated.

Cigarette butts are problem in front of buildings. Strict rules should be in place if people choose to crowd the entrances with smoke!

Wayne State is not help-friendly to transfer students at all. I had no help getting into the right classes or advised correctly to where my previous credits transferred to or not. Also, parking has always been a major issue since the beginning of the year and it only seems to be getting worse.

I don't think that the lack of diversity is a problem on campus, especially in the classroom. Admittedly we are not a very diverse campus, but diversity has absolutely no effect on whether or not I can learn the information I need. (I think that concern about whether professors bring up the bring up the accomplishments of minorities or women in the field is rather silly, if the person did something important that is relevant to what we are covering in class they will bring it up.) Also, I think that it is easy to forget that diversity has a lot to do with your experiences. For example, if you get 5 kids who all went to the same school and lived in the same neighborhood in Omaha and 2 are black, 2 are white and 1 is Latino, thatÆs not diversity. The only thing that is diverse about that group is the amount of melanin their bodies produce to make their skin tones different. There is a problem with acceptance on

campus, but the problem is with the attitude of the students, not with the attitude of the professors. Also, I was kind of disappointed that there were not more questions on the survey relating to the available classes, living conditions on campus, financial aid etc. Especially, because I think that another way to promote diversity on campus is to offer classes on diverse topics i.e. instead of making everyone take world history or world literature, which everyone had at least once before college, why not make it region or country specific, that way people could learn specific information about other cultures instead of trying to snatch up little tidbits along the way because the professor has so much material to cover.

I am a graduate student who commutes to Wayne or takes classes over distance learning. Many of the questions do not apply to me. Question 23 and 24 are very poorly written because you do not leave a space for "I haven't heard remarks." You are presuming that people make these remarks.

The parking situation needs to be addressed. Opening up some of the spots that are in yellow areas (along LOT 1) would be very helpful. Who are the new reserved spots for in the teacher lot by Neihardt? Are they reserved to be empty, because they always are empty. What a complete waste of space!! Also, the food service needs to make healthier eating possible for students. Our country is grossly overweight, and all the school offers downstairs after 6 is TACO BELL!! I have to eat deep fat fried food after 2:30 because the sandwich place closes downstairs and doesn't put enough sandwiches out in the cooler? What about the money I paid? Shouldn't I be allowed some healthier options?

I would like to see more parking options. I live off campus and it is difficult to find a place to park.

This campus's parking is very inadequate for freshmen.

The biggest problem this campus faces is lethargy among the faculty. Better than half are happy to avoid challenging students, to give them grades they don't deserve, and to let them out of class early, or simply to skip attendance themselves altogether. I have personally received passing grades for classes I clearly did not understand and did not deserve to pass (without cheating). I am currently in a class which the instructor has not attended for six separate meetings, consistently shows up ten minutes late, and lets us out an average of 20 minutes early. Weeks from graduation, the core subject of my major is a cloudy mystery to me (though I passed the capstone classes with Bs or better). This is NOT what I paid for, and it is an outrage. If this is how this school is to be run, why don't we just sell the buildings and land, then start charging students a flat fee for a degree we'll mail to their doorstep? This should not be dismissed as only an issue among non-traditional or older students. I've experienced this and been angered by it since I was an 18-year-old freshman, and though most students will take advantage of the situation and never say a word, there are many who feel this same way. It may be true that Wayne State accepts any warm body that fills out the application, but it need not shove us through like cattle for that reason. Among Nebraska colleges, Wayne is known among prospective students and employers as an easy, "gimme" school, and that NEGATIVELY, not positively affects enrollment. That needs to change. The instructors here who are dragging their feet, trading popularity with the students for academic rigor, need to be radically incentivized (think stick, not carrot) to come up to speed with their more mature, professional peers.

WSC needs to make dorm live more fun and not like boot camp. Maybe if the dorm live was more fun and you were more free to do what you wanted more people would continue to live on campus instead of moving off.

As far as the "parking patrol" goes, it is unnecessarily used. Too many times people pull up to drop something off, and the parking patrol is yelling. I had visitors on campus and all were given tickets for not having permits, of course they wouldn't have permits! It is necessary for people who abuse the

time limits and specific permit zones, but not for visitors or people intending to run in and come right back out. We have loading zones for that, and they are needed. A guy with the job of only giving parking tickets is very unnecessary. He gives tickets to every car he can possibly find.....

Overall WSC is an OK school. I think our security folks need to get a life instead of worrying about where everybody is parking. We attended a campus sponsored event and parked on campus in the designated area and we were given a parking violation. We had other people parked near us, who were from Norfolk, and were given a ticket as well. Maybe the security guard should consider that out of towners are on campus on a Sunday afternoon and that maybe they aren't parking illegally on purpose. I think that there is a faction of people on this campus and in this world who think that students can't be trusted. You should be able to park anywhere you damn please on Saturday and Sunday, I wonder why kids leave on the weekends. It is because of this controlling, don't think for yourself mentality. This is just one more step toward limiting our freedoms and attempting to control our lives and minds. If this college wants to see itself evolve and truly compete in the future, it will need to actually try and do something innovative and put some faith in the students that they will make the right decisions. I am a non traditional student and I don't think I will encourage my kids to come to school here someday. The parking ticket incident took the cake for me.

I have been here for four and a half years and I have loved every minute of it. I will truly miss being in Wayne after graduation this December. Keep up the good work!!

Instructors are very good at working with students when ill and for nontrad students when kid is ill. Instructors also show concern and care for their students making the student/faculty body more of a family.

Allow students to consume alcoholic beverages and tobacco products in the privacy of their own dorm rooms that we pay for and sign a legal contract to lease. Prohibiting these items from dorms have little or no tangible benefit. It's a feel good regulation of no real value. Allow students and faculty to carry firearms in a lawful manner (<http://www.packing.org/state/index.jsp/nebraska>) Current policy violates NE state constitution.

Very caring and friendly atmosphere. Professors take the time to get to know their students on a personal level. Thank you WSC!

I think student services need to be improved at this college. I don't think that the programs in place are adequately meeting the needs of the students.

I am currently commuting from Columbus and I wish there were more online and outreach courses available.

I feel the community is not very welcoming of WSC student. Many laws seemed aimed at students (parking, # of habitants per house, zoning laws)

I think there should be more parking for freshman in parking lot 10 because I have never seen it full. It seems like such a waste to me!

Administration should talk to students about budget cuts and what they think should be cut instead of making that decision without knowing what we want. This would make the campus more student friendly by saying, "hey we care about what you want." They should also think about taking money out of their own pockets instead of cutting the budget so they don't have to cut their paychecks.

I really enjoy WSC. However, I feel some of the people of Wayne don't respect or appreciate the college population.

too many religious discussions taking place for a secular school. my biggest beef w/ wayne state: WHY ARE THE CAMPUS CRUSADERS GIVEN STUDENT FUNDING!!!! SEPARATE OF CHURCH AND STATE!!!! if i wouldn't be persecuted and black listed for doing so, i'd call the ACLU

I can't believe you didn't put Education as a choice for a student's major. It would be nice to have a quiet dorm, specifically reserved for students who prefer the relatively quiet rather than the hockey-at-10-in-the-hallway loud. Also, the class rotations aren't very helpful when I'm making my schedule. A Spanish major really has no choice what classes to take--it's just a matter of managing to fit them all in to one's schedule.

more off campus parking please

I have been very pleased with the education I am receiving at WSC. I have been pleasantly surprised by the level of experience of my professors and the diversity of teaching styles. As far as the climate of the campus, I think the one thing that is particularly disappointing is the amount of smoking on campus. It is sad to see such a beautiful campus and then have to hold your breath coming in and out of buildings so you don't inhale second-hand smoke. I think this really needs to be addressed.

XXXXXX XXXXXX is extremely irresponsible

The wayne states security guards need to be less picky about the way us students park. I parked backwards in a stall and I recieved a ticket. At least I was not parked in the wrong lot!!!!

i think its kinda pathetic that we have a seniority rule at WSC, some professors obviously are not that good of teachers if there is over 75% of the class failing in his/her class

The bookstore charges way too much money for textbooks. I buy all my textbooks from half.com and I usually save \$200 or more on books.

I think there needs to be an option for smaller meal plans for students that live on campus.

It would be real helpful if classes that are offered only in the fall semester or just offered in the spring semester to be offered both semesters, so students do not need to wait to graduate. For example, Experimental psychology is only offered in the fall, so students who are able to graduate have to wait, because their fall semester is already full load need to wait a year so that class can be completed since a requirement. Just a suggestion.

The one thing that bothers me is that there is not a good selection of parking for students who do not live on campus. I don't understand why if we have to drive, we get the worst parking options. Also, cleaning up when it snows is not the best. I will come to class and nothing will have been done with the parking lots OR sidewalks and students are walking in smow up to their ankles

The food at the gag needs to improve. Most of the time it's the SAME thing everyday. I think some change in food is a good thing (health wise also)

As a full time non-traditional student who live 85 mile away (one way) I would like to see more classes offered by distance learning or web classes. I was not aware of independent study until my senior year.

it is hard for a caucasian person to fill out the diversity section because caucasian is the majority and we don't see the racial comments as clearly and stuff

whats the diff between white, and white not hispanic/latin? is that necessary?

There is a lot of faculaty that force LIBERAL ideas and thoughts without allowing or affording Conservative view points on many issues. This is not teaching it is indocrtrinating!

Wayne State needs to be more accomadating to not traditional students. They don't offer education classes in the summer and certain classes are only available on certain days and times.

Bring Christian speakers and bands to the college

I believe that if the Wayne State College conducted searches of dorm rooms they would be surprised to find pot, and beer in refri. and other beverages. I have seen alot of rooms with these in them.

The XXXXX XXXXX class that is required for exercise science majors is the biggest joke I have ever experienced. It appears that whoever made this a requirement didn't look into who was going to be instructing the course. I understand that stress management is important these days but so is financial management and that course is not even available. I feel that the instuction of stress management needs to be evaluated.

You will notice that in the very first question I chose Strongly disagree. This is not to say that all instructors around here are not adaquate, certainly there are mostly brilliant professors; however, this semester I am in a few classes that are way under par. It seems like a select few of the instructors have better things to do than teach us. (Coach the WSC XXXXX team, for example)

I believe that professors and administration are not condusive to students' individual needs. This school is only interested in getting one's financial support and nothing more. Changing degree requirments and not informing students of upcoming deadlines in an adequate manner of time. I believe that if the work force allows for emergency medical family leave the college should as well and that pregnant women should not be discriminated against. Being married and pregnant is not a comunicable disease that needs irradiation from our campus.

Im a little upset with Fin-Aid. Im a out of state, non-trad., transfer, first generational student and I didnt get any financial help. I was told that I would. I guess thats what I get for taking a persons word for it. Maybe there could be a change made in the future

I don't feel there is a lot offered for non-trad. students to get involed with on campus or with campus events It would make donig group projects etc. a lot easier if we felt more in touch with what is going on, on Campus

I would like more selection in general education classes

In today's society, it would be good to define what is meant in this survey by diversity. The definition you wish to measure may be swayed by the participants definition of this word. I inadvertently selected "two or more races" and was unable to deselect it--please ignore it.

Why can't we get Financial Aid when school starts? I am forced to attend classes without my books for about two weeks. It makes it hard to keep up with your school work.

I have no real complaint about Wayne State..this is my 5th year here and last..finally..ha ha...I do have a serious problem with XXXXX XXXXX..he shows no respect towards me or my mother, and we aren't the only people I know of. I KNOW Wayne State can find better, more suitable people than him to do that job.

Get rid of the campus security, all they do is drive around and write out parking tickets. Also you should allow heterosexuals to write as much shit on the sidewalks as all the homosexuals did.

I would like to see a better variety of night classes offered due the fact that I work full time during the day and it is making it somewhat difficult to finish my degree.

I do not like the checking in of guests in the dorms. I think it is silly to check someone in that lives in your dorm. If they were from another dorm I could see the point. I also do not like the visitation hours. We are in college and should be able to do what we want and by having a visitation rule it's almost as if we are at home again with rules. I think we should have a choice when to go see or stay with friends whenever we want.

General Education courses are graded harder than the upperlevel courses. I wish there was more up to date (2003+) books in the library for references on every topic you can imagine, the newest source for one of my paper was from 1996 and I couldn't use it. We need more information on campus and more speakers at various times so the students who work have a chance to go to them too.

I cannot believe that whoever created this survey does not realize that Education is the main enrollment of this campus, and is not listed on the survey as a major.

Brandenburg education building really needs some work and repart done to it. If you don't believe me, look at room 218's ceiling.

I love the atmosphere at WSC. It is a very accepting campus regardless of it's midwest status. The faculty at WSC are all very passionate about what they are doing and teaching. I have had very few dissapointing experiences at WSC and have enjoyed very much the time that I have spent here working on my degree. My eyes have been opened to many diverse issues and people since I have come here and feel that I am a better well rounded person because of this and will make ample contributions to society with the knowledge that I have come away with.

I think if everyone is required to take into to music or art, I also think people should have to take into to business. This class would be more beneficial to people more than music or art. I understand you want us to be well rounded, but dont you think that business and money are a huge part of our lives.

Ed. building is nearly in shambles. (Ceiling tiles are CHEAP and make a world of difference!)

Communication between the registrar's office and myself on what classes I needed when I transfered was poor. My advisor didn't notify me of being eliable for honors until I wouldn't have time to take the classes. There are plenty of things that need to be taught to future teachers to prepare them for teaching such as discipline. We barely touched on the subject. Grading and planning long term instruction was also barely talked about. I would have liked a refresher course in grammar and how to

teach grammar. I think that future teachers need more instruction on how to deal with and modify instruction for students with IEP's.

The financial aid office always is losing, forgetting about, rude, never helpful when I and others have questions. The whole office needs to go through a restructuring process because all of my friends, family, and myself have had problems with the office.

I really enjoy Wayne State, but because I am a transfer student and live off campus it is really hard for me to be involved in activities. I wish I was better informed of events and ways I can be involved even though I live off-campus.

Better campus security and more clear rules on parking.

my education classes were almost a complete waste of time. P.E. majors should take strictly P.E. classes and forget all the education crap that you try to shove down our throats. It has not benefitted me in the least, all it has done is waste my time and money.

I have found that WSC is a great school. I have transferred from UNK and found that UNK is no where close to WSC. I have found that the professors are nice, courteous, and respectful. I also have found that it costs on average about \$2,000 dollars cheaper than UNK and I get a better education. I really like all my professors in my classes; XXXXX XXXXX XXXXX, XXXXX XXXXX, XXXXX XXXXX, XXXXX XXXXX, and XXXXX XXXXX XXXXX. I really enjoy XXXXX XXXXX as well being my Advisor. I have found that he is always there to listen, to give advice, and to help me grow educationally. After going to UNK I was thinking of never coming back! I'm glad I was put in WSC direction for I would have never met such great people. I would also like to mention that the lady at the little snack shop in the library is really nice and courteous. THANK ALL OF YOU FOR THIS WONDERFUL ENVIRONMENT!

Wayne State College has been an amazing experience for me both academically and socially. Administration, faculty, and staff are all extremely personable and always willing to help out. Wayne is a great community and a wonderful place to learn.

I do not think that the homophobia is any better or worse than any other campus or place, for that matter, in society. All in all, Wayne State is a very comfortable environment.

Getting refund checks extremely late, makes me fall really far behind in classes, because I am unable to purchase books until at least 10 assignments are due.

I like the idea of a survey, but I think there needs to be more option for comments and opinions. For the most part, I enjoy WSC. Opportunities are endless here as long as you apply yourself; however, this part of the country is very conservative and many of those ideals not only show up here, but they are sometimes forced upon the students. If anything needs to change, I think WSC needs to work on opening the minds of students while staying politically independent in beliefs, etc.

I have only marked "strongly disagree" to four things, and I would like to discuss them here. First, the Hahn administration helpful to students. This is dealing with the WSC's Financial Aid Policy, not the people working in the office. Your student loans are given to students based on their parents financial situation. This is grossly wrong. My girlfriend was denied one half of the money that she received last year because her father made more money. This put such a financial strain on her that she had almost left school. Her parents have NINE children, and only her father farms. They can not afford to give her any money for school...however, WSC said "It's your parents duty to give you money". This

is a horrible statement and made her come home literally crying. The policy that says a student's aid should be dependent on the parent's income should be abolished. The second point I disagreed with is parking spaces readily available. There is no parking on this campus that is "readily available" to the students. The only parking ON campus is for the administration and the faculty. If you are not one of these then you are stuck in a huge grab what you can where you can box that is not even big enough for the "on-camps" students. If you are a commuter and do not get to school BEFORE 8am then you are pretty much stuck parking at Dairy Queen and then walking. The third thing I strongly disagreed with is the library collection. In one of my classes I was assigned a 20 page research paper. After going to the library to gather some information, I found that the newest book on the subject was written in 1991, and the next newest book was 1986. With the budget that the library has you would think that it could afford books that were written less than 14 to 19 years ago. The governments, economics, people, and news has changed multiple times since then, how can a student write an effective paper with material older than they are. I know of eleven other students who had the same problem. One of the reports dealt with Nuclear Energy. XXXXX could in no book newer than 1989, personally I think that Nuclear Energy technology has changed DRAMATICALLY in 15 years. I also know for a fact that there has been at least ONE book somewhere written about the subject since 1989. The last thing that I strongly disagreed with is the bookstore. You buy your materials for your classes at an average cost of \$89.00 per book. YOU get anywhere from \$7.00 to \$25.00 back. Then next semester they sell the book for \$60.00 again. This seems like a great scam to rip off the students. Another way to SCREW them is that if a student buys for example the book "Rocks and Minerals". This course is only offered every 2 years. So it is the policy of the bookstore to NOT buy back the book, this way they can force the next batch of students into buying new books at an inflated price. They can also refuse to buy back the book because it is school policy not to buy anything back that is not used the very next semester. Another huge problem is the prices in the bookstore. \$35.00-\$60.00 for a cheap branded WSC hooded sweatshirt. You can buy name brand hooded sweatshirts at the stores for one half the price. Most of the items in the bookstore have a 200% mark up from that of the stores on town. Students have a hard enough time trying to cover the expenses of college, now they need to take out a loan also for their books, paper and pens - that is if their parents did not make too much money! I know these are supposed to be "confidential", but since you have my e-mail, which means you have my name as well.....I would LOVE to hear back about any information the school could provide me on these topics.

There either need to be more parking spaces or let students park behind Neihardt, by Bowen, and in the parking spaces up front of every building. These should be able to be accessed throughout the day and night.

It is hard to answer the questions about the classroom environment because most of the classrooms are great but a couple that I have encountered can be homophobic, even racist at times, but these type of classrooms are very rare on this campus!

The Hahn building has lost my paperwork more than 1 time during the 4 1/2 years I have attended Wayne State and I think that is uncalled for. The security has also put a hold on my registration before because they said I had a ticket which I never even owned a car they said was under my name. Therefore, I was not able to get into the classes I needed for my major. They need to keep their paperwork straight and not lose it.

I just hope people really listen to the results in this survey and do something about it.

I earned my Bachelor's Degree from WSC and felt I had a great experience and very effective professors.

It would really be helpful if classes were offered during each semester, and not just every other semester. Expenses are also extremely high, including books, room/board, and meal plans. I know I never eat over \$6.00 worth of food each meal, and yet I'm paying even more than that for each meal.

Bowen Hall is not accessible to mobile impaired

I would like to see more course offerings available to WSC students. Many of my classes are offered at one time only, and it makes it hard to schedule all of my classes together. It seems that the English department rarely has classes before 1pm and that sometimes makes it difficult to gain field experience hours.

What I noticed that frustrates a lot of people is the classes offered every other year. They should be offered at least once a year. The other thing that would help a lot of people is an on campus daycare. Your students and faculty would both use it and you have early childhood people that could work there. I would make it a class for them.

To spell "seperate" correctly, it is necessary to use an "a". SEPARATE

The school doesn't adequately inform students of changes in tuition, and fees. Classes have been cut that were offered last year without notice.

I really enjoy attending this College. I came from a small town and it is a good feeling going to college in a small town. The people here are so nice and I am thankful I got the opportunity to attend Wayne State College.

I have spent half my college education at wayne state college. In general I was pleased, but Wayne is a small community college. In general the student body as a collective whole is lacking a cohesiveness. The administration needs to conduct itself as moderators.

I feel that the dorms doors should be opened until 11 o'clock.

I think the parking behind Morey Hall should be paved in order to provide more parking spaces and students know how to park appropriately in spaces.

I strongly believe that parking is a huge problem on our campus, I commute and have a very hard time finding a space every day. To me this is something that should strongly be discussed.

Let's improve the campus image. Make it seem more modern, updated, contemporary. Some parts are quaint meets technology--it clashes.

Sometimes professors are not understanding when it comes to family life outside of being a college student. They tend to get short tempered when a child is sick or has to be taken to the doctor. It mainly occurs with older professors, not the younger ones.

I really enjoy going to wayne state college but in the brandenburg building some of the rooms smell awful. Also the room that I am in in the afternoon is missing ceiling tiles and looks moldy to me.

I am having sooooo much trouble getting into classes, I am very stressed and p.o.'ed. This college doesn't try to make anything easy, they (the faculty) do not treat us as I feel that we should be treated. Just because they offer 1 class that 40 people need in to graduate, most of us have to change our whole schedule and they treat us like it shouldn't be a problem. This ticks me off to no end!!!!!!!!!!!!!!!!!!!!!!

Two things that really add stress is 1. parking People park there cars who live on campus in the most convenient spaces and leave them all week, while students off campus scramble to find a spot. It is almost to the point it is easier to park off campus rather than on campus. Also the lack of communication between the school departments. People get to focused and seems like they don't know what other schools are doing.

I like this school for the prices but the community needs to bring in more money and have more buisnesses so students can work nearby during the school year. I think this college needs to promote itself in more of the big cities in this state in order to attract a more diverse group of students. I also believe more clubs or programs with people interacting need to be implemented such as groups of people getting together to do something positive for the community. People need to feel like they are wanted to be involved. I also believe the parking is terrible and the ladies in the buisness office are terrible workers. Thank you for giving me a place to voice my opinions!

none

Campus Security are ticket nazis.

I think your enrollment requirements are too low.

more job opportunities

I have had a wonderful experience at Wayne State College so far. The administration is great about tending to questions and uncertainties and I love all of my classes. My advisor has also helped me narrow down which field of study I should choose by allowing me to take different tests. Wayne State College has been great!

In my XXXXX XXXXX class with XXXXX I feel that XXXXX favors minorities. She offers special attention to those who come from different nationalities. The attention is above and beyond that, that she would give to any other students.

Professors are real assholes they never keep you in track with what your grades are. Not only that they overload you with work and choke tons and tons of reading down your throat until your overwhelmed and waste alot of time and money on classes you fail

My biggest problem in my years at Wayne State has been a toss up between financial aid and parking. The parking is frustrating to say the least. There are so many dorm students who take all of the parking spaces up close in the big lot andthe car sits int eh same place the majority of the time. My other compliant is XXXXX in financial aid and how rude she is to students. If you call with a problem or a question about your refund or your financial aid she acts like it is coming straight out of her pocket. I do not agree with their policy of making students wait now for three to four weeks into the semester to receive their refund checks. The majority of us depend on these checks to buy our books with. I know it is easy for you all to say plan ahead but if you are supporting a family anf just making ends meet this is a real inconvienece. It woul dbe nice if they would set up some type of program that gives the student with a known refund check, and they usually know, some type of account in the bookstor that would allow them to purchase their books and then receive any remaining funds.

I think the Special ED Professors should be careful at what they say to individuals with disabilities. They need to practice what they preach.

Separated is spelled incorrectly.

I feel that our campus is always working to make things better for the students. Although the parking seems to be decreasing. Also the men who are part of the Campus Security team are very rude and seem very hostile. It takes them a long time to come to help someone unless it is an emergency. It shouldn't take 20 min. to go help someone jump start their car in the parking lot. If they were more friendly I think things would be better on campus, but since these men are rude to students then students don't bother to respect them. One last thing, how do you not have Education on the section above for markin your major. Our education department is Wonderful, why did they get forgotten?

This campus is very homophoic.

*(The survey used for this assessment was adopted and modified with permission from the Office of Research & Institutional Development, Peralta Community College District, Oakland, CA, and the Office of Planning, Budget, and Analysis, University of Colorado Boulder, Co.)*